

4423 m.

# GRAN PREMIO RED BULL DE ESPAÑA

## Race

Classification after 6 laps = 26.538 km

**29**

Pos		Rider	Nation	Team	Motorcycle	Total Time	Km/h	Gap
1	25	51 <b>Eric GRANADO</b>	BRA	Avintia Esponsorama Racing	ENERGICA	<b>10'55.542</b>	145.7	
2	20	11 <b>Matteo FERRARI</b>	ITA	TRENTINO Gresini MotoE	ENERGICA	<b>10'58.586</b>	145.0	3.044
3	16	77 <b>Dominique AEGERTER</b>	SWI	Dynavolt Intact GP	ENERGICA	<b>10'58.841</b>	145.0	3.299
4	13	35 <b>Lukas TULOVIC</b>	GER	Tech 3 E-Racing	ENERGICA	<b>10'59.059</b>	144.9	3.517
5	11	27 <b>Mattia CASADEI</b>	ITA	Ongetta SIC58 Squadracorse	ENERGICA	<b>10'59.624</b>	144.8	4.082
6	10	40 <b>Jordi TORRES</b>	SPA	Pons Racing 40	ENERGICA	<b>10'59.787</b>	144.7	4.245
7	9	55 <b>Alejandro MEDINA</b>	SPA	Openbank Aspar Team	ENERGICA	<b>11'00.448</b>	144.6	4.906
8	8	10 <b>Xavier SIMEON</b>	BEL	LCR E-Team	ENERGICA	<b>11'01.017</b>	144.5	5.475
9	7	16 <b>Josh HOOK</b>	AUS	OCTO Pramac MotoE	ENERGICA	<b>11'01.337</b>	144.4	5.795
10	6	63 <b>Mike DI MEGLIO</b>	FRA	EG 0,0 Marc VDS	ENERGICA	<b>11'04.026</b>	143.8	8.484
11	5	66 <b>Niki TUULI</b>	FIN	Avant Ajo MotoE	ENERGICA	<b>11'04.333</b>	143.8	8.791
12	4	70 <b>Tommaso MARCON</b>	ITA	Tech 3 E-Racing	ENERGICA	<b>11'05.843</b>	143.4	10.301
13	3	7 <b>Niccolo CANEPA</b>	ITA	LCR E-Team	ENERGICA	<b>11'06.121</b>	143.4	10.579
14	2	18 <b>Xavi CARDELUS</b>	AND	Avintia Esponsorama Racing	ENERGICA	<b>11'06.410</b>	143.3	10.868
15	1	6 <b>Maria HERRERA</b>	SPA	Openbank Aspar Team	ENERGICA	<b>11'09.853</b>	142.6	14.311
16		84 <b>Jakub KORNFEIL</b>	CZE	WithU Motorsport	ENERGICA	<b>11'16.927</b>	141.1	21.385
17		15 <b>Alex DE ANGELIS</b>	RSM	OCTO Pramac MotoE	ENERGICA	<b>11'22.519</b>	144.4	26.977

Race condition: **Dry**

Air: 25°

Humidity: 67%

Ground: 29°

Pole Position:

Fastest Lap (New record):

Best Race Lap:

All Time Lap Record:

	<b>Eric GRANADO</b>	<b>1'48.620</b>	146.5 Km/h
Lap 2	<b>Eric GRANADO</b>	<b>1'47.656</b>	147.9 Km/h
	<b>New track layout</b>		
2020	<b>Eric GRANADO</b>	<b>1'47.656</b>	147.9 Km/h

10:05'01

10:06'49 Alex DE ANGELIS

10:07'11 Alex DE ANGELIS

10:19'01 Alex DE ANGELIS

RACE START

jump start

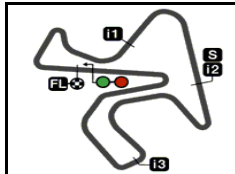
Double long lap penalty

21 seconds ride through time penalty

The results are provisional until the end of the limit for protest and appeals.

Time limit for protest expires 30' after publication of the results - ..... Time: .....

DORNA DATA PROCESSING TIMING SERVICE DORNA DATA PROCESSING TIMING SERVICE DORNA DATA PROCESSING TIMING SERVICE DORNA DATA PROCESSING TIMING SERVICE DORNA DATA PROCESSING TIMING SERVICE DORNA DATA PROCESSING TIMING SERVICE DORNA DATA PROCESSING TIMING SERVICE DORNA DATA PROCESSING TIMING SERVICE DORNA DATA PROCESSING TIMING SERVICE DORNA DATA PROCESSING TIMING SERVICE DORNA DATA PROCCEESS



**GRAN PREMIO RED BULL DE ESPAÑA**

**Race**

**Lap Chart**

4423 m.

**31**

Pos	1	2	3	4	5	6	7	8	9	10	11	12	13	14	15	16	17
Grid	51	35	77	11	55	10	15	40	66	27	63	18	16	6	70	84	7

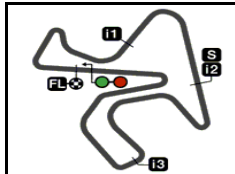
1	51	35	11	55	10	40	77	27	16	66	15	70	7	6	18	63	84
2	51	35	11	55	10	40	77	27	16	15	66	70	63	7	6	18	84
3	51	35	11	55	10	40	77	27	16	15	66	70	63	7	18	6	84
4	51	35	11	55	77	40	27	10	16	15	66	63	70	7	18	6	84
5	51	11	35	77	55	40	27	10	16	15	66	63	70	7	18	6	84
6	51	11	77	35	27	40	55	10	16	15	63	66	70	7	18	6	84

L  
a  
p  
s

○ Winner

□ Lapped rider

DORNA DATA PROCESSING TIMING SERVICE DORNA DATA PROCESSING TIMING SERVICE DORNA DATA PROCESSING TIMING SERVICE DORNA DATA PROCESSING TIMING SERVICE DORNA DATA PROCESSING TIMING SERVICE DORNA DATA PROCESSING TIMING SERVICE DORNA DATA PROCESSING TIMING SERVICE DORNA DATA PROCESSING TIMING SERVICE DORNA DATA PROCESSING TIMING SERVICE DORNA DATA PROCESSING TIMING SERVICE DORNA DATA PROCESSING TIMING SERVICE DORNA DATA PROCCEESSS



## GRAN PREMIO RED BULL DE ESPAÑA

### Race

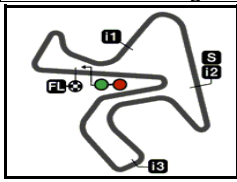
### Fastest Lap of Each Rider

32

4423 m.

	Rider	Nation	Team	Motorcycle	Time	Lap Total	Gap
1	51 <b>Eric GRANADO</b>	BRA	Avintia Esponsorama Racing	ENERGICA	<b>1'47.656</b>	2 6	
2	77 <b>Dominique AEGERTER</b>	SWI	Dynavolt Intact GP	ENERGICA	<b>1'48.331</b>	5 6	0.675 0.675
3	27 <b>Mattia CASADEI</b>	ITA	Ongetta SIC58 Squadracorse	ENERGICA	<b>1'48.389</b>	5 6	0.733 0.058
4	11 <b>Matteo FERRARI</b>	ITA	TRENTINO Gresini MotoE	ENERGICA	<b>1'48.478</b>	2 6	0.822 0.089
5	55 <b>Alejandro MEDINA</b>	SPA	Openbank Aspar Team	ENERGICA	<b>1'48.566</b>	2 6	0.910 0.088
6	10 <b>Xavier SIMEON</b>	BEL	LCR E-Team	ENERGICA	<b>1'48.580</b>	2 6	0.924 0.014
7	15 <b>Alex DE ANGELIS</b>	RSM	OCTO Pramac MotoE	ENERGICA	<b>1'48.590</b>	3 6	0.934 0.010
8	40 <b>Jordi TORRES</b>	SPA	Pons Racing 40	ENERGICA	<b>1'48.645</b>	5 6	0.989 0.055
9	16 <b>Josh HOOK</b>	AUS	OCTO Pramac MotoE	ENERGICA	<b>1'48.671</b>	2 6	1.015 0.026
10	35 <b>Lukas TULOVIC</b>	GER	Tech 3 E-Racing	ENERGICA	<b>1'48.836</b>	2 6	1.180 0.165
11	63 <b>Mike DI MEGLIO</b>	FRA	EG 0,0 Marc VDS	ENERGICA	<b>1'48.844</b>	5 6	1.188 0.008
12	18 <b>Xavi CARDELUS</b>	AND	Avintia Esponsorama Racing	ENERGICA	<b>1'49.113</b>	3 6	1.457 0.269
13	66 <b>Niki TUULI</b>	FIN	Avant Ajo MotoE	ENERGICA	<b>1'49.113</b>	2 6	1.457
14	7 <b>Niccolo CANEPA</b>	ITA	LCR E-Team	ENERGICA	<b>1'49.236</b>	4 6	1.580 0.123
15	70 <b>Tommaso MARCON</b>	ITA	Tech 3 E-Racing	ENERGICA	<b>1'49.255</b>	2 6	1.599 0.019
16	6 <b>Maria HERRERA</b>	SPA	Openbank Aspar Team	ENERGICA	<b>1'49.937</b>	2 6	2.281 0.682
17	84 <b>Jakub KORNFEL</b>	CZE	WithU Motorsport	ENERGICA	<b>1'50.614</b>	4 6	2.958 0.677





4423 m.

**GRAN PREMIO RED BULL DE ESPAÑA**

**Race**

**Chronological Analysis of Performances**

**34**

\* Lap / Sector time cancelled **T1** Time from finish line to 1st intermed. **T3** Time from 2nd intermed. to 3rd intermed.  
**P** Crossing the finish line in pit lane **T2** Time from 1st intermed. to 2nd intermed. **T4** Time from 3rd intermed. to finish line

Lap	Lap Time	T1	T2	T3	T4	Speed	Lap	Lap Time	T1	T2	T3	T4	Speed																												
<b>1st 51 Eric GRANADO</b> Avintia Esponsorama BRA Runs=1 Total laps=6 Full laps=5							1	1'53.890	32.460	16.351	31.845	33.234	221.3	2	1'48.736	26.926	16.211	32.169	33.430	225.4																					
1	1'53.890	32.460	16.351	31.845	33.234	221.3	2	1'48.736	26.926	16.211	32.169	33.430	225.4	3	1'48.859	26.802	16.296	32.295	33.466	222.6	4	1'48.797	26.875	16.306	32.278	33.338	224.0	5	1'48.645	26.760	16.190	32.191	33.504	223.6	6	1'48.921	26.815	16.308	32.361	33.437	222.6
<b>2nd 11 Matteo FERRARI</b> TRENTINO Gresini M ITA Runs=1 Total laps=6 Full laps=5							1	1'55.588	33.001	16.479	32.281	33.827	219.0	2	1'48.566	26.892	16.242	32.007	33.425	220.8																					
1	1'55.369	32.658	16.300	32.802	33.609	222.6	2	1'48.478	26.760	16.304	31.934	33.480	221.3	3	1'48.953	26.807	16.444	32.184	33.518	218.6	4	1'48.720	26.792	16.422	32.045	33.461	219.5	5	1'48.859	26.809	16.265	32.340	33.445	220.8	6	1'49.762	26.890	16.377	32.785	33.710	221.3
<b>3rd 77 Dominique AEGER</b> Dynavolt Intact GP SWI Runs=1 Total laps=6 Full laps=5							1	1'55.776	33.327	16.590	32.272	33.587	219.9	2	1'48.580	26.888	16.264	32.022	33.406	222.2																					
1	1'56.104	33.394	16.806	32.388	33.516	218.6	2	1'48.687	26.790	16.163	32.439	33.295	226.4	3	1'48.945	26.900	16.377	32.105	33.563	221.7	4	1'49.609	26.925	16.360	32.679	33.645	221.3	5	1'49.060	26.944	16.317	32.225	33.574	220.8	6	1'49.047	27.001	16.397	32.066	33.583	220.4
<b>4th 35 Lukas TULOVIC</b> Tech 3 E-Racing GER Runs=1 Total laps=6 Full laps=5							1	1'56.793	33.938	16.425	32.720	33.710	223.6	2	1'48.671	26.855	16.283	32.062	33.471	222.6																					
1	1'54.565	32.252	16.479	32.373	33.461	216.8	2	1'48.836	27.140	16.275	31.922	33.499	219.5	3	1'48.746	26.780	16.286	32.099	33.581	222.2	4	1'49.068	26.853	16.358	32.150	33.707	222.6	5	1'49.105	26.899	16.280	32.259	33.667	223.6	6	1'48.954	26.822	16.280	32.217	33.635	224.0
<b>5th 27 Mattia CASADEI</b> Ongetta SIC58 Squad ITA Runs=1 Total laps=6 Full laps=5							1	1'58.740	34.294	16.492	34.206	33.748	223.1	2	1'49.194	26.931	16.420	32.240	33.603	223.6																					
1	1'56.267	33.582	16.648	32.551	33.486	218.6	2	1'48.731	26.866	16.216	32.310	33.339	223.1	3	1'48.917	26.934	16.412	32.022	33.549	219.5	4	1'49.111	26.779	16.362	32.229	33.741	223.1	5	1'48.844	26.741	16.396	32.049	33.658	220.4	6	1'49.220	26.995	16.344	32.232	33.649	222.6
<b>6th 40 Jordi TORRES</b> Pons Racing 40 SPA Runs=1 Total laps=6 Full laps=5							1	1'56.856	33.700	16.538	32.960	33.658	220.4	2	1'49.113	26.882	16.391	32.159	33.681	221.7																					

**Fastest Lap:** Eric GRANADO Avintia Esponsorama BRA 1'47.656 26.565 16.307 31.566 33.218

DORNA DATA PROCESSING TIMING SERVICE DORNA DATA PROCESSING TIMING SERVICE DORNA DATA PROCESSING TIMING SERVICE DORNA DATA PROCESSING TIMING SERVICE DORNA DATA PROCESSING TIMING SERVICE DORNA DATA PROCESSING TIMING SERVICE DORNA DATA PROCESSING TIMING SERVICE DORNA DATA PROCESSING TIMING SERVICE DORNA DATA PROCCESSS

Race

MotoE

Lap	Lap Time	T1	T2	T3	T4	Speed	Lap	Lap Time	T1	T2	T3	T4	Speed
3	1'49.505 *	27.19*	16.387	32.287	33.638	222.2	6	1'48.872	26.764	16.232	32.357	33.519	225.0
4	1'49.550	26.915	16.548	32.397	33.690	220.4							
5	1'49.607	26.990	16.467	32.384	33.766	220.4							
6	1'49.702	26.947	16.399	32.220	34.136	220.4							

**12th** **70** **Tommaso MARCON** Tech 3 E-Racing ITA  
 Runs=1 Total laps=6 Full laps=5

1	1'57.730	34.578	16.498	32.851	33.803	224.0
2	1'49.255	26.877	16.439	32.259	33.680	219.9
3	1'49.455	27.046	16.400	32.268	33.741	219.9
4	1'49.615	26.947	16.455	32.263	33.950	219.9
5	1'50.286	27.442	16.553	32.431	33.860	219.9
6	1'49.502	27.063	16.507	32.155	33.777	220.8

**13th** **7** **Niccolo CANEPA** LCR E-Team ITA  
 Runs=1 Total laps=6 Full laps=5

1	1'58.176	34.725	16.640	33.111	33.700	223.1
2	1'49.777	27.080	16.439	32.314	33.944	221.3
3	1'49.367	27.082	16.376	32.287	33.622	223.6
4	1'49.236	26.857	16.494	32.158	33.727	222.6
5	1'49.979	26.993	16.613	32.541	33.832	223.6
6	1'49.586	27.060	16.523	32.287	33.716	222.6

**14th** **18** **Xavi CARDELUS** Avintia Esponsorama AND  
 Runs=1 Total laps=6 Full laps=4

1	1'58.546	34.847	16.575	33.183	33.941	224.0
2	1'49.959	26.997	16.315	32.894	33.753	225.0
3	1'49.113	26.926	16.356	32.182	33.649	225.4
4	1'49.250 *	26.82*	16.387	32.251	33.788	224.0
5	1'49.984	26.970	16.465	32.557	33.992	225.0
6	1'49.558	26.917	16.460	32.446	33.735	222.6

**15th** **6** **Maria HERRERA** Openbank Aspar Tea SPA  
 Runs=1 Total laps=6 Full laps=5

1	1'58.289	34.470	16.516	33.283	34.020	228.3
2	1'49.937	27.188	16.299	32.722	33.728	224.0
3	1'50.040	27.102	16.370	32.759	33.809	225.4
4	1'50.179	27.120	16.437	32.588	34.034	222.6
5	1'50.659	27.361	16.529	32.734	34.035	221.3
6	1'50.749	27.308	16.504	32.775	34.162	221.3

**16th** **84** **Jakub KORNFEIL** WithU Motorsport CZE  
 Runs=1 Total laps=6 Full laps=5

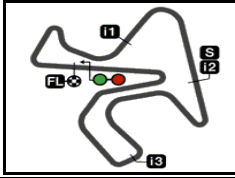
1	2'00.786	35.958	16.716	33.928	34.184	221.3
2	1'51.172	27.655	16.538	32.919	34.060	221.3
3	1'51.358	27.484	16.589	32.982	34.303	220.8
4	1'50.614	27.315	16.545	32.744	34.010	221.3
5	1'51.473	27.421	16.627	33.174	34.251	220.8
6	1'51.524	27.492	16.628	33.120	34.284	219.0

**17th** **15** **Alex DE ANGELIS** OCTO Pramac MotoE RSM  
 Runs=1 Total laps=6 Full laps=4

1	1'57.278	34.089	16.615	33.006	33.568	222.2
2	1'48.558 *	26.749	16.182	32.298	33.329*	225.9
3	1'48.590	27.078	16.217	32.021	33.274	223.1
4	1'49.029	26.993	16.319	32.203	33.514	224.0
5	1'49.192	26.897	16.233	32.323	33.739	226.4

**Fastest Lap:** Eric GRANADO Avintia Esponsorama BRA **1'47.656** 26.565 16.307 31.566 33.218

DORNA DATA PROCESSING TIMING SERVICE DORNA DATA PROCESSING TIMING SERVICE DORNA DATA PROCESSING TIMING SERVICE DORNA DATA PROCESSING TIMING SERVICE DORNA DATA PROCESSING TIMING SERVICE DORNA DATA PROCESSING TIMING SERVICE DORNA DATA PROCESSING TIMING SERVICE DORNA DATA PROCCEESSS



4423 m.

**GRAN PREMIO RED BULL DE ESPAÑA**

**Race**

**Analysis by Lap**

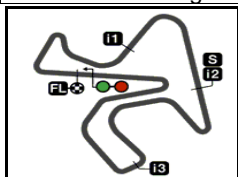
35

*Num Lap Time Gap*

Num	Lap	Time	Gap
<b>Lap 1</b>			
35		1'48.959	3.031
11		1'48.744	3.071
55		1'48.720	3.611
51	1'53.890		
35	1'54.565	0.675	
77		1'48.451	3.841
11	1'55.369	1.479	
40		1'48.797	4.005
55	1'55.588	1.698	
27		1'48.933	4.404
10	1'55.776	1.886	
10		1'49.609	4.694
40	1'55.829	1.939	
16		1'49.068	5.062
77	1'56.104	2.214	
15		1'49.029	5.239
27	1'56.267	2.377	
66		1'49.550	6.808
16	1'56.793	2.903	
63		1'49.111	7.746
66	1'56.856	2.966	
70		1'49.615	7.839
15	1'57.278	3.388	
7		1'49.236	8.340
70	1'57.730	3.840	
18		1'49.250	8.652
7	1'58.176	4.286	
6		1'50.179	10.229
6	1'58.289	4.399	
84		1'50.614	15.714
18	1'58.546	4.656	
63	1'58.740	4.850	
84	2'00.786	6.896	
<b>Lap 2</b>			
51	1'47.656		
35	1'48.836	1.855	
11	1'48.478	2.301	
55	1'48.566	2.608	
27		1'48.389	4.126
10	1'48.580	2.810	
10		1'49.060	5.087
40	1'48.736	3.019	
16		1'49.105	5.500
77	1'48.687	3.245	
15		1'49.192	5.764
27	1'48.731	3.452	
66		1'49.607	7.748
16	1'48.671	3.918	
63		1'48.844	7.923
15	1'48.558	4.290	
70		1'50.286	9.458
66	1'49.113	4.423	
7		1'49.979	9.652
70	1'49.255	5.439	
18		1'49.984	9.969
63	1'49.194	6.388	
6		1'50.659	12.221
7	1'49.777	6.407	
84		1'51.473	18.520
6	1'49.937	6.680	
18	1'49.959	6.959	
84	1'51.172	10.412	
<b>Lap 3</b>			
51	1'48.144		
35	1'48.887	2.598	
11	1'48.696	2.853	
55	1'48.953	3.417	
27		1'48.615	4.082
10	1'48.945	3.611	
40		1'48.921	4.245
40	1'48.859	3.734	
55		1'49.762	4.906
77	1'48.815	3.916	
10		1'49.047	5.475
27	1'48.689	3.997	
16		1'48.954	5.795
16	1'48.746	4.520	
15		1'48.872	5.977
15	1'48.590	4.736	
63		1'49.220	8.484
66	1'49.505	5.784	
66		1'49.702	8.791
70	1'49.455	6.750	
70		1'49.502	10.301
63	1'48.917	7.161	
7		1'49.586	10.579
7	1'49.367	7.630	
18		1'49.558	10.868
18	1'49.113	7.928	
6		1'50.749	14.311
6	1'50.040	8.576	
84		1'51.524	21.385
84	1'51.358	13.626	
<b>Lap 4</b>			
51	1'48.526		

□ Lapped rider

DORNA DATA PROCESSING TIMING SERVICE DORNA DATA PROCESSING TIMING SERVICE DORNA DATA PROCESSING TIMING SERVICE DORNA DATA PROCESSING TIMING SERVICE DORNA DATA PROCESSING TIMING SERVICE DORNA DATA PROCESSING TIMING SERVICE DORNA DATA PROCESSING TIMING SERVICE DORNA DATA PROCESSING TIMING SERVICE DORNA DATA PROCCEESS



4423 m.

**2020 Riders Performance**

(Qualifying Position - Starting Position - Race Position)

**37**

Rider	Points	SPA	ANC	RSM	EMI	EMI	FRA	FRA												
1 GRANADO Eric	25	1																		
		-1	-	-	-	-	-	-	-	-	-	-	-	-	-	-	-	-	-	-
2 FERRARI Matteo	20	4																		
		-2	-	-	-	-	-	-	-	-	-	-	-	-	-	-	-	-	-	-
3 AEGERTER Dominique	16	3																		
		-3	-	-	-	-	-	-	-	-	-	-	-	-	-	-	-	-	-	-
4 TULOVIC Lukas	13	2																		
		-4	-	-	-	-	-	-	-	-	-	-	-	-	-	-	-	-	-	-
5 CASADEI Mattia	11	10																		
		-5	-	-	-	-	-	-	-	-	-	-	-	-	-	-	-	-	-	-
6 TORRES Jordi	10	8																		
		-6	-	-	-	-	-	-	-	-	-	-	-	-	-	-	-	-	-	-
7 MEDINA Alejandro	9	5																		
		-7	-	-	-	-	-	-	-	-	-	-	-	-	-	-	-	-	-	-
8 SIMEON Xavier	8	6																		
		-8	-	-	-	-	-	-	-	-	-	-	-	-	-	-	-	-	-	-
9 HOOK Josh	7	13																		
		-9	-	-	-	-	-	-	-	-	-	-	-	-	-	-	-	-	-	-
10 DI MEGLIO Mike	6	11																		
		-10	-	-	-	-	-	-	-	-	-	-	-	-	-	-	-	-	-	-
11 TUULI Niki	5	9																		
		-11	-	-	-	-	-	-	-	-	-	-	-	-	-	-	-	-	-	-
12 MARCON Tommaso	4	15																		
		-12	-	-	-	-	-	-	-	-	-	-	-	-	-	-	-	-	-	-
13 CANEPA Niccolo	3	17																		
		-13	-	-	-	-	-	-	-	-	-	-	-	-	-	-	-	-	-	-

NC=Not classified NL=Not finished first lap NP=Not started race re-start N2=Not finished first lap race re-start EX=Excluded NS=Not Started DS=Disqualified

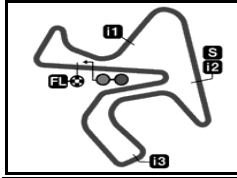
These data/results cannot be reproduced, stored and/or transmitted in whole or in part by any manner of electronic, mechanical, photocopying, recording, broadcasting or otherwise now known or herein after developed without the previous express consent by the copyright owner, except for reproduction in daily press and regular printed publications on sale to the public within 60 days of the event related to those data/results and always provided that copyright symbol appears together as follows below.  
© DORNA, 2020



	<b>Rider</b>	<i>Points</i>	SPA	ANC	RSM	EMI	EMI	FRA	FRA											
14	CARDELUS Xavi	2	12																	
			-14	-	-	-	-	-	-	-	-	-	-	-	-	-	-	-	-	-
15	HERRERA Maria	1	14																	
			-15	-	-	-	-	-	-	-	-	-	-	-	-	-	-	-	-	-
16	KORNFEIL Jakub	0	16																	
			-16	-	-	-	-	-	-	-	-	-	-	-	-	-	-	-	-	-
17	DE ANGELIS Alex	0	7																	
			-17	-	-	-	-	-	-	-	-	-	-	-	-	-	-	-	-	-

NC=Not classified NL=Not finished first lap NP=Not started race re-start N2=Not finished first lap race re-start EX=Excluded NS=Not Started DS=Disqualified

These data/results cannot be reproduced, stored and/or transmitted in whole or in part by any manner of electronic, mechanical, photocopying, recording, broadcasting or otherwise now known or herein after developed without the previous express consent by the copyright owner, except for reproduction in daily press and regular printed publications on sale to the public within 60 days of the event related to those data/results and always provided that copyright symbol appears together as follows below.  
 © DORNA, 2020



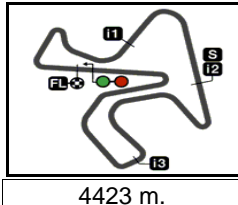
4423 m.

# GRAN PREMIO RED BULL DE ESPAÑA

## World Cup Classification

<b>Rider</b>	<i>Nation</i>	<b>Points</b>	<i>SPA</i>	<i>ANC</i>	<i>RSM</i>	<i>EMI</i>	<i>EMI</i>	<i>FRA</i>	<i>FRA</i>
1 <b>GRANADO Eric</b>	BRA	25	25						
2 <b>FERRARI Matteo</b>	ITA	20	20						
3 <b>AEGERTER Dominique</b>	SWI	16	16						
4 <b>TULOVIC Lukas</b>	GER	13	13						
5 <b>CASADEI Mattia</b>	ITA	11	11						
6 <b>TORRES Jordi</b>	SPA	10	10						
7 <b>MEDINA Alejandro</b>	SPA	9	9						
8 <b>SIMEON Xavier</b>	BEL	8	8						
9 <b>HOOK Josh</b>	AUS	7	7						
10 <b>DI MEGLIO Mike</b>	FRA	6	6						
11 <b>TUULI Niki</b>	FIN	5	5						
12 <b>MARCON Tommaso</b>	ITA	4	4						
13 <b>CANEPA Niccolo</b>	ITA	3	3						
14 <b>CARDELUS Xavi</b>	AND	2	2						
15 <b>HERRERA Maria</b>	SPA	1	1						
16 <b>KORNFEIL Jakub</b>	CZE	0	0						
17 <b>DE ANGELIS Alex</b>	RSM	0	0						





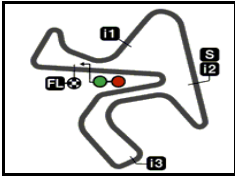
# GRAN PREMIO RED BULL DE ESPAÑA

## Race

## Top Speed & Average



Rider	Nation	Motorcycle	Top 5 speeds					Average	Top
6 <b>Maria HERRERA</b>	SPA	ENERGICA	228.3	225.4	224.0	222.6	221.3	223.8	<b>228.3</b>
27 <b>Mattia CASADEI</b>	ITA	ENERGICA	226.8	225.4	223.1	223.1	221.7	224.0	<b>226.8</b>
15 <b>Alex DE ANGELIS</b>	RSM	ENERGICA	226.4	225.9	225.0	224.0	223.1	224.9	<b>226.4</b>
77 <b>Dominique AEGERTER</b>	SWI	ENERGICA	226.4	226.4	224.5	223.1	222.2	224.5	<b>226.4</b>
18 <b>Xavi CARDELUS</b>	AND	ENERGICA	225.4	225.0	225.0	224.0	224.0	224.7	<b>225.4</b>
40 <b>Jordi TORRES</b>	SPA	ENERGICA	225.4	224.0	223.6	222.6	222.6	223.6	<b>225.4</b>
16 <b>Josh HOOK</b>	AUS	ENERGICA	224.0	223.6	223.6	222.6	222.6	223.3	<b>224.0</b>
70 <b>Tommaso MARCON</b>	ITA	ENERGICA	224.0	220.8	219.9	219.9	219.9	220.7	<b>224.0</b>
7 <b>Niccolo CANEPA</b>	ITA	ENERGICA	223.6	223.6	223.1	222.6	222.6	223.1	<b>223.6</b>
63 <b>Mike DI MEGLIO</b>	FRA	ENERGICA	223.6	223.1	223.1	222.6	220.4	222.6	<b>223.6</b>
11 <b>Matteo FERRARI</b>	ITA	ENERGICA	222.6	222.6	221.3	220.8	219.9	221.4	<b>222.6</b>
10 <b>Xavier SIMEON</b>	BEL	ENERGICA	222.2	221.7	221.3	220.8	220.4	221.3	<b>222.2</b>
66 <b>Niki TUULI</b>	FIN	ENERGICA	222.2	221.7	220.4	220.4	220.4	220.9	<b>222.2</b>
35 <b>Lukas TULOVIC</b>	GER	ENERGICA	221.3	219.9	219.5	219.0	218.6	219.7	<b>221.3</b>
51 <b>Eric GRANADO</b>	BRA	ENERGICA	221.3	219.0	218.6	218.6	218.1	219.0	<b>221.3</b>
55 <b>Alejandro MEDINA</b>	SPA	ENERGICA	221.3	220.8	220.8	219.5	219.0	220.3	<b>221.3</b>
84 <b>Jakub KORNFEL</b>	CZE	ENERGICA	221.3	221.3	221.3	220.8	220.8	221.1	<b>221.3</b>




4423 m.

## GRAN PREMIO RED BULL DE ESPAÑA

### Race

### Fastest Laps Sequence

<i>Lap</i>	<i>Race Time</i>	 <i>Rider</i>	<i>Nation</i>	<i>Motorcycle</i>	<i>Time</i>	<i>Km/h</i>	<i>Riders's Lap</i>
2	3'41.546	51 Eric GRANADO	BRA	ENERGICA	1'47.656	147.9	2