

4005 m.

MotoE

GRAN PREMIO MOTUL DE LA COMUNITAT VALENCIANA

Race Nr. 2

Classification after 7 laps = 28.035 km

29

Pos	Rider	Nation	Team	Motorcycle	Total Time	Km/h	Gap
1	25 51 Eric GRANADO	BRA	Avintia Esponsorama Racing	ENERGICA	11'52.860	141.5	
2	20 38 Bradley SMITH	GBR	One Energy Racing	ENERGICA	11'53.318	141.4	0.458
3	16 4 Hector GARZO	SPA	Tech 3 E-Racing	ENERGICA	11'56.984	140.7	4.124
4	13 5 Alex DE ANGELIS	RSM	OCTO Pramac MotoE	ENERGICA	11'59.863	140.2	7.003
5	11 11 Matteo FERRARI	ITA	TRENTINO Gresini MotoE	ENERGICA	12'00.265	140.1	7.405
6	10 63 Mike DI MEGLIO	FRA	EG 0,0 Marc VDS	ENERGICA	12'02.335	139.7	9.475
7	9 15 Sete GIBERNAU	SPA	Join Contract Pons 40	ENERGICA	12'02.373	139.7	9.513
8	8 27 Mattia CASADEI	ITA	Ongetta SIC58 Squadracorse	ENERGICA	12'03.363	139.5	10.503
9	7 18 Nicolas TEROL	SPA	OpenBank Ángel Nieto Team	ENERGICA	12'07.473	138.7	14.613
10	6 2 Jesko RAFFIN	SWI	Dynavolt Intact GP	ENERGICA	12'07.571	138.7	14.711
11	5 14 Randy DE PUNIET	FRA	LCR E-Team	ENERGICA	12'08.062	138.6	15.202
12	4 6 Maria HERRERA	SPA	OpenBank Ángel Nieto Team	ENERGICA	12'10.026	138.2	17.166
13	3 32 Lorenzo SAVADORI	ITA	TRENTINO Gresini MotoE	ENERGICA	12'12.412	137.7	19.552
14	2 78 Kenny FORAY	FRA	Tech 3 E-Racing	ENERGICA	12'22.292	135.9	29.432

Not finished first lap

10	Xavier SIMEON	BEL	Avintia Esponsorama Racing	ENERGICA
7	Niccolo CANEPA	ITA	LCR E-Team	ENERGICA
16	Joshua HOOK	AUS	OCTO Pramac MotoE	ENERGICA

Race condition: Dry

Air: 15°

Humidity: 49%

Ground: 14°

Pole Position:**Fastest Lap:****Best Race Lap:****All Time Lap Record:**

Lap 3	Eric GRANADO	1'40.350	143.6 Km/h
2019	Eric GRANADO	1'40.234	143.8 Km/h
2019	Hector GARZO	1'40.012	144.1 Km/h

15:15'00

15:30'03

15:30'44 Joshua HOOK

15:30'44 Xavier SIMEON

15:31'22 Niccolo CANEPA

15:33'42

15:41'13 **Mattia CASADEI****SIGHTING LAP START****RACE START**

crashed out - Rider OK

crashed out - Rider OK

crashed out - Rider OK

No jump start**Track limits warning**

The results are provisional until the end of the limit for protest and appeals.

Time limit for protest expires 30' after publication of the results - Time:

DORNA DATA PROCESSING TIMING SERVICE DORNA DATA PROCESSING TIMING SERVICE DORNA DATA PROCESSING TIMING SERVICE DORNA DATA PROCESSING TIMING SERVICE DORNA DATA PROCESSING TIMING SERVICE DORNA DATA PROCESSING TIMING SERVICE DORNA DATA PROCESSING TIMING SERVICE DORNA DATA PROCESSING TIMING SERVICE DORNA DATA PROCESSING TIMING SERVICE DORNA DATA PROCCEESSS

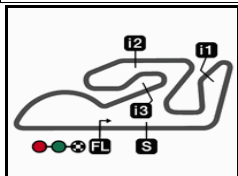
GRAN PREMIO MOTUL DE LA COMUNITAT VALENCIANA

Race Nr. 2

Fastest Lap of Each Rider

32

	Rider	Nation	Team	Motorcycle	Time	Lap Total	Gap
1	51 Eric GRANADO	BRA	Avintia Esponsorama Racing	ENERGICA	1'40.350	3 7	
2	38 Bradley SMITH	GBR	One Energy Racing	ENERGICA	1'40.680	5 7	0.330 0.330
3	4 Hector GARZO	SPA	Tech 3 E-Racing	ENERGICA	1'40.769	5 7	0.419 0.089
4	63 Mike DI MEGLIO	FRA	EG 0,0 Marc VDS	ENERGICA	1'41.332	4 7	0.982 0.563
5	15 Sete GIBERNAU	SPA	Join Contract Pons 40	ENERGICA	1'41.357	4 7	1.007 0.025
6	11 Matteo FERRARI	ITA	TRENTINO Gresini MotoE	ENERGICA	1'41.451	2 7	1.101 0.094
7	5 Alex DE ANGELIS	RSM	OCTO Pramac MotoE	ENERGICA	1'41.464	2 7	1.114 0.013
8	27 Mattia CASADEI	ITA	Ongetta SIC58 Squadracorse	ENERGICA	1'41.698	2 7	1.348 0.234
9	2 Jesko RAFFIN	SWI	Dynavolt Intact GP	ENERGICA	1'41.799	4 7	1.449 0.101
10	18 Nicolas TEROL	SPA	OpenBank Ángel Nieto Team	ENERGICA	1'42.024	7 7	1.674 0.225
11	14 Randy DE PUNIET	FRA	LCR E-Team	ENERGICA	1'42.296	2 7	1.946 0.272
12	32 Lorenzo SAVADORI	ITA	TRENTINO Gresini MotoE	ENERGICA	1'42.427	3 7	2.077 0.131
13	6 Maria HERRERA	SPA	OpenBank Ángel Nieto Team	ENERGICA	1'42.502	3 7	2.152 0.075
14	78 Kenny FORAY	FRA	Tech 3 E-Racing	ENERGICA	1'44.268	5 7	3.918 1.766



4005 m.

After the **GRAN PREMIO MOTUL DE LA COMUNITAT VALENCIANA****MotoE****2019 Riders Performance**

(Qualifying Position - Starting Position - Race Position)

37

Rider	Points	GER	AUT	RSM	RSM	VAL	VAL													
1 FERRARI Matteo	99	6	7	2	2	2	2													
		6-5	7-5	2-1	2-1	2-3	2-5	-	-	-	-	-	-	-	-	-	-	-	-	-
2 SMITH Bradley	88	7	3	7	7	3	3													
		7-2	3-3	7-12	7-8	3-2	3-2	-	-	-	-	-	-	-	-	-	-	-	-	-
3 GRANADO Eric	71	3	9	16	16	1	1													
		3-8	9-17	16-13	15-6	1-1	1-1	-	-	-	-	-	-	-	-	-	-	-	-	-
4 GARZO Hector	69	2	6	8	8	5	5													
		2-4	6-NC	8-2	8-2	5-DS	5-3	-	-	-	-	-	-	-	-	-	-	-	-	-
5 DI MEGLIO Mike	63	4	1	17	17	12	12													
		4-3	1-1	17-NC	16-10	12-10	12-6	-	-	-	-	-	-	-	-	-	-	-	-	-
6 SIMEON Xavier	58	5	2	3	3	6	6													
		5-7	2-2	3-3	3-NL	6-4	6-NL	-	-	-	-	-	-	-	-	-	-	-	-	-
7 DE ANGELIS Alex	47	9	8	1	1	9	9													
		9-6	8-4	1-NC	1-NC	9-5	9-4	-	-	-	-	-	-	-	-	-	-	-	-	-
8 RAFFIN Jesko	47	17	4	4	4	4	4													
		17-13	4-9	4-4	4-7	4-7	4-10	-	-	-	-	-	-	-	-	-	-	-	-	-
9 CANEPA Niccolo	46	12	11	5	5	7	7													
		12-12	11-8	5-5	5-4	7-6	7-NL	-	-	-	-	-	-	-	-	-	-	-	-	-
10 CASADEI Mattia	39	10	16	10	10	13	13													
		10-11	16-13	10-NC	10-3	13-9	13-8	-	-	-	-	-	-	-	-	-	-	-	-	-
11 GIBERNAU Sete	38	13	12	18	18	8	8													
		13-9	12-6	18-9	17-NC	8-11	8-7	-	-	-	-	-	-	-	-	-	-	-	-	-
12 TEROL Nicolas	33	8	17	9	9	18	18													
		8-10	17-14	9-8	9-9	17-13	17-9	-	-	-	-	-	-	-	-	-	-	-	-	-
13 HOOK Joshua	28	16	14	12	12	10	10													
		16-15	14-7	12-10	12-12	10-8	10-NL	-	-	-	-	-	-	-	-	-	-	-	-	-

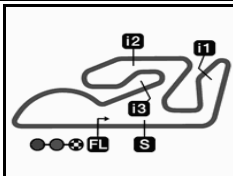
NC=Not classified NL=Not finished first lap NP=Not started race re-start N2=Not finished first lap race re-start EX=Excluded NS=Not Started DS=Disqualified

These data/results cannot be reproduced, stored and/or transmitted in whole or in part by any manner of electronic, mechanical, photocopying, recording, broadcasting or otherwise now known or herein after developed without the previous express consent by the copyright owner, except for reproduction in daily press and regular printed publications on sale to the public within 60 days of the event related to those data/results and always provided that copyright symbol appears together as follows below.
© DORNA, 2019

	Rider	<i>Points</i>	GER	AUT	RSM	RSM	VAL	VAL												
14	HERRERA Maria	27	18	10	6	6	14	14												
			18-16	10-16	6-6	6-5	14-14	14-12	-	-	-	-	-	-	-	-	-	-	-	-
15	TUULI Niki	26	1	5	15	15														
			1-1	5-15	15-NC	-NS	-	-	-	-	-	-	-	-	-	-	-	-	-	-
16	SAVADORI Lorenzo	24	11	13	11	11	11	11												
			11-NC	13-10	11-7	11-11	11-15	11-13	-	-	-	-	-	-	-	-	-	-	-	-
17	DE PUNIET Randy	21	15	18	14	14	15	15												
			15-17	18-12	14-11	14-13	15-12	15-11	-	-	-	-	-	-	-	-	-	-	-	-
18	FORAY Kenny	11	14	15	13	13	16	16												
			14-14	15-11	13-NC	13-14	16-16	16-14	-	-	-	-	-	-	-	-	-	-	-	-

NC=Not classified NL=Not finished first lap NP=Not started race re-start N2=Not finished first lap race re-start EX=Excluded NS=Not Started DS=Disqualified

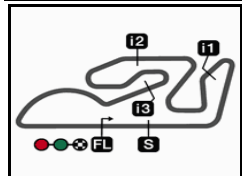
These data/results cannot be reproduced, stored and/or transmitted in whole or in part by any manner of electronic, mechanical, photocopying, recording, broadcasting or otherwise now known or herein after developed without the previous express consent by the copyright owner, except for reproduction in daily press and regular printed publications on sale to the public within 60 days of the event related to those data/results and always provided that copyright symbol appears together as follows below.
© DORNA, 2019



4005 m.

GRAN PREMIO MOTUL DE LA COMUNITAT VALENCIANA**World Cup Classification**

Rider	Nation	Points	GER	AUT	RSM	RSM	VAL	VAL
1 FERRARI Matteo	ITA	99	11	11	25	25	16	11
2 SMITH Bradley	GBR	88	20	16	4	8	20	20
3 GRANADO Eric	BRA	71	8	0	3	10	25	25
4 GARZO Hector	SPA	69	13	-	20	20	-	16
5 DI MEGLIO Mike	FRA	63	16	25	-	6	6	10
6 SIMEON Xavier	BEL	58	9	20	16	-	13	-
7 DE ANGELIS Alex	RSM	47	10	13	-	-	11	13
8 RAFFIN Jesko	SWI	47	3	7	13	9	9	6
9 CANEPA Niccolo	ITA	46	4	8	11	13	10	-
10 CASADEI Mattia	ITA	39	5	3	-	16	7	8
11 GIBERNAU Sete	SPA	38	7	10	7	-	5	9
12 TEROL Nicolas	SPA	33	6	2	8	7	3	7
13 HOOK Joshua	AUS	28	1	9	6	4	8	-
14 HERRERA Maria	SPA	27	0	0	10	11	2	4
15 TUULI Niki	FIN	26	25	1	-	-	-	-
16 SAVADORI Lorenzo	ITA	24	-	6	9	5	1	3
17 DE PUNIET Randy	FRA	21	0	4	5	3	4	5
18 FORAY Kenny	FRA	11	2	5	-	2	0	2



4005 m.

GRAN PREMIO MOTUL DE LA COMUNITAT VALENCIANA**Race Nr. 2****Top Speed & Average**

<i>Rider</i>	<i>Nation</i>	<i>Motorcycle</i>	<i>Top 5 speeds</i>					<i>Average</i>	<i>Top</i>
2 Jesko RAFFIN	SWI	ENERGICA	245.5	245.5	244.6	243.8	242.9	244.5	245.5
6 Maria HERRERA	SPA	ENERGICA	245.5	244.6	244.6	244.6	243.8	244.6	245.5
63 Mike DI MEGLIO	FRA	ENERGICA	245.5	244.6	241.2	241.2	239.5	242.4	245.5
5 Alex DE ANGELIS	RSM	ENERGICA	244.6	243.8	242.1	240.4	239.5	242.1	244.6
15 Sete GIBERNAU	SPA	ENERGICA	244.6	243.8	242.1	241.2	239.5	242.2	244.6
18 Nicolas TEROL	SPA	ENERGICA	244.6	243.8	242.1	241.2	241.2	242.4	244.6
4 Hector GARZO	SPA	ENERGICA	243.8	242.9	242.1	241.2	241.2	242.2	243.8
11 Matteo FERRARI	ITA	ENERGICA	242.9	241.2	241.2	240.4	240.4	241.2	242.9
51 Eric GRANADO	BRA	ENERGICA	242.9	242.1	241.2	241.2	240.4	241.6	242.9
78 Kenny FORAY	FRA	ENERGICA	242.9	240.4	239.5	239.5	238.7	240.0	242.9
14 Randy DE PUNIET	FRA	ENERGICA	242.1	242.1	240.4	237.9	237.9	240.1	242.1
27 Mattia CASADEI	ITA	ENERGICA	241.2	241.2	241.2	240.4	240.4	240.9	241.2
32 Lorenzo SAVADORI	ITA	ENERGICA	241.2	240.4	239.5	239.5	238.7	239.9	241.2
38 Bradley SMITH	GBR	ENERGICA	240.4	240.4	240.4	239.5	238.7	239.9	240.4
16 Joshua HOOK	AUS	ENERGICA	185.3					185.3	185.3
7 Niccolo CANEPA	ITA	ENERGICA	183.3					183.3	183.3
10 Xavier SIMEON	BEL	ENERGICA	181.9					181.9	181.9

