

4005 m.

MotoE

GRAN PREMIO MOTUL DE LA COMUNITAT VALENCIANA

Race Nr. 1

Classification after 7 laps = 28.035 km

29

Pos		Rider	Nation	Team	Motorcycle	Total Time	Km/h	Gap
1	25	51 Eric GRANADO	BRA	Avintia Esponsorama Racing	ENERGICA	11'49.900	142.1	
2	20	4 Hector GARZO	SPA	Tech 3 E-Racing	ENERGICA	11'50.476	142.0	0.576
3	16	38 Bradley SMITH	GBR	One Energy Racing	ENERGICA	11'50.606	142.0	0.706
4	13	11 Matteo FERRARI	ITA	TRENTINO Gresini MotoE	ENERGICA	11'53.113	141.5	3.213
5	11	10 Xavier SIMEON	BEL	Avintia Esponsorama Racing	ENERGICA	11'56.210	140.9	6.310
6	10	5 Alex DE ANGELIS	RSM	OCTO Pramac MotoE	ENERGICA	11'57.283	140.7	7.383
7	9	7 Niccolo CANEPA	ITA	LCR E-Team	ENERGICA	11'57.632	140.6	7.732
8	8	2 Jesko RAFFIN	SWI	Dynavolt Intact GP	ENERGICA	11'58.788	140.4	8.888
9	7	16 Joshua HOOK	AUS	OCTO Pramac MotoE	ENERGICA	11'59.534	140.2	9.634
10	6	27 Mattia CASADEI	ITA	Ongetta SIC58 Squadracorse	ENERGICA	12'00.576	140.0	10.676
11	5	63 Mike DI MEGLIO	FRA	EG 0,0 Marc VDS	ENERGICA	12'00.823	140.0	10.923
12	4	15 Sete GIBERNAU	SPA	Join Contract Pons 40	ENERGICA	12'02.077	139.7	12.177
13	3	14 Randy DE PUNIET	FRA	LCR E-Team	ENERGICA	12'05.469	139.1	15.569
14	2	18 Nicolas TEROL	SPA	OpenBank Ángel Nieto Team	ENERGICA	12'05.683	139.0	15.783
15	1	6 Maria HERRERA	SPA	OpenBank Ángel Nieto Team	ENERGICA	12'05.721	139.0	15.821
16		32 Lorenzo SAVADORI	ITA	TRENTINO Gresini MotoE	ENERGICA	12'06.065	139.0	16.165
17		78 Kenny FORAY	FRA	Tech 3 E-Racing	ENERGICA	12'11.568	137.9	21.668

Race condition: **Dry**

Air: 17°

Humidity: 22%

Ground: 19°

Pole Position:

Fastest Lap (New record):

Best Race Lap:

All Time Lap Record:

		Eric GRANADO	1'40.615	143.2 Km/h
Lap 3		Hector GARZO	1'40.012	144.1 Km/h
		New track layout		
2019		Hector GARZO	1'40.012	144.1 Km/h

16:03'20

16:14'42

16:16'36

SIGHTING LAP START

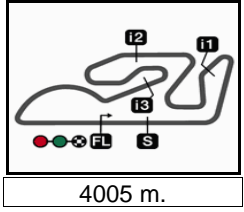
RACE START

No jump start

The results are provisional until the end of the limit for protest and appeals.

Time limit for protest expires 30' after publication of the results - Time:

DORNA DATA PROCESSING TIMING SERVICE DORNA DATA PROCESSING TIMING SERVICE DORNA DATA PROCESSING TIMING SERVICE DORNA DATA PROCESSING TIMING SERVICE DORNA DATA PROCESSING TIMING SERVICE DORNA DATA PROCESSING TIMING SERVICE DORNA DATA PROCESSING TIMING SERVICE DORNA DATA PROCCEESSS



MotoE

GRAN PREMIO MOTUL DE LA COMUNITAT VALENCIANA

Race Nr. 1

Lap Chart

31

Pos	1	2	3	4	5	6	7	8	9	10	11	12	13	14	15	16	17
Grid	51	11	38	2	4	10	7	15	5	16	32	63	27	6	14	78	18



1	38	51	10	4	11	2	7	5	16	18	63	27	32	15	6	14	78
2	38	51	4	10	11	2	7	5	16	18	63	27	32	15	6	14	78
3	38	51	4	11	10	2	5	7	16	63	27	18	15	32	6	14	78
4	38	51	4	11	10	5	7	2	16	63	27	15	18	32	6	14	78
5	38	51	4	11	10	5	7	2	16	63	27	15	18	32	14	6	78
6	51	4	38	11	10	5	7	2	16	27	63	15	18	14	32	6	78
7	51	4	38	11	10	5	7	2	16	27	63	15	14	18	6	32	78

L
a
p
s

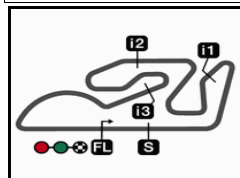


Winner



Lapped rider

DORNA DATA PROCESSING TIMING SERVICE DORNA DATA PROCESSING TIMING SERVICE DORNA DATA PROCESSING TIMING SERVICE DORNA DATA PROCESSING TIMING SERVICE DORNA DATA PROCESSING TIMING SERVICE DORNA DATA PROCESSING TIMING SERVICE DORNA DATA PROCESSING TIMING SERVICE DORNA DATA PROCESSING TIMING SERVICE DORNA DATA PROCESSING TIMING SERVICE DORNA DATA PROCESSING TIMING SERVICE DORNA DATA PROCESSING TIMING SERVICE DORNA DATA PROCCEESSS



4005 m.

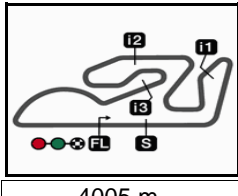
GRAN PREMIO MOTUL DE LA COMUNITAT VALENCIANA

Race Nr. 1

Fastest Lap of Each Rider

32

 Rider	Nation	Team	Motorcycle	Time	Lap Total	Gap
1 4 Hector GARZO	SPA	Tech 3 E-Racing	ENERGICA	1'40.012	3 7	
2 51 Eric GRANADO	BRA	Avintia Esponsorama Racing	ENERGICA	1'40.234	4 7	0.222 0.222
3 38 Bradley SMITH	GBR	One Energy Racing	ENERGICA	1'40.471	3 7	0.459 0.237
4 11 Matteo FERRARI	ITA	TRENTINO Gresini MotoE	ENERGICA	1'40.555	3 7	0.543 0.084
5 10 Xavier SIMEON	BEL	Avintia Esponsorama Racing	ENERGICA	1'40.858	3 7	0.846 0.303
6 5 Alex DE ANGELIS	RSM	OCTO Pramac MotoE	ENERGICA	1'41.128	3 7	1.116 0.270
7 7 Niccolo CANEPA	ITA	LCR E-Team	ENERGICA	1'41.187	5 7	1.175 0.059
8 27 Mattia CASADEI	ITA	Ongetta SIC58 Squadracorse	ENERGICA	1'41.352	5 7	1.340 0.165
9 2 Jesko RAFFIN	SWI	Dynavolt Intact GP	ENERGICA	1'41.371	3 7	1.359 0.019
10 15 Sete GIBERNAU	SPA	Join Contract Pons 40	ENERGICA	1'41.407	6 7	1.395 0.036
11 16 Joshua HOOK	AUS	OCTO Pramac MotoE	ENERGICA	1'41.474	4 7	1.462 0.067
12 63 Mike DI MEGLIO	FRA	EG 0,0 Marc VDS	ENERGICA	1'41.541	7 7	1.529 0.067
13 6 Maria HERRERA	SPA	OpenBank Ángel Nieto Team	ENERGICA	1'41.756	3 7	1.744 0.215
14 14 Randy DE PUNIET	FRA	LCR E-Team	ENERGICA	1'41.796	3 7	1.784 0.040
15 18 Nicolas TEROL	SPA	OpenBank Ángel Nieto Team	ENERGICA	1'42.146	2 7	2.134 0.350
16 32 Lorenzo SAVADORI	ITA	TRENTINO Gresini MotoE	ENERGICA	1'42.202	4 7	2.190 0.056
17 78 Kenny FORAY	FRA	Tech 3 E-Racing	ENERGICA	1'42.868	7 7	2.856 0.666



GRAN PREMIO MOTUL DE LA COMUNITAT VALENCIANA

Race Nr. 1

Chronological Analysis of Performances

34

Lap		Lap Time	T1	T2	T3	T4	Speed	Lap		Lap Time	T1	T2	T3	T4	Speed		
* Lap / Sector time cancelled T1 Time from finish line to 1st intermediate T3 Time from 2nd intermed. to 3rd intermed.																	
P Crossing the finish line in pit lane T2 Time from 1st intermed. to 2nd intermed. T4 Time from 3rd intermediate to finish line																	
1st	51	Eric GRANADO			Avintia Esponsorama		BRA	Runs=1	Total laps=7	Full laps=6	5	1'41.012	23.242	26.824	23.500	27.446	236.2
1	1'47.256	28.865	27.165	23.451	27.775	177.2	6	1'41.578	23.314	26.930	23.590	27.744	237.1				
7	1'42.702	23.380	27.236	23.975	28.111	237.1											
2nd	4	Hector GARZO			Tech 3 E-Racing		SPA	Runs=1	Total laps=7	Full laps=6							
1	1'48.055	29.081	27.768	23.777	27.429	183.3	2	1'40.417	23.160	26.693	23.280	27.284	237.9				
3	1'40.012	23.013	26.574	23.202	27.223	238.7	4	1'40.018	22.997	26.514	23.347	27.160	240.4				
5	1'40.537	23.236	26.569	23.525	27.207	242.1	6	1'40.614	23.336	26.594	23.402	27.282	245.5				
7	1'40.823	23.366	26.684	23.259	27.514	239.5											
3rd	38	Bradley SMITH			One Energy Racing		GBR	Runs=1	Total laps=7	Full laps=5							
1	1'46.460	28.738	27.019	23.354	27.349	181.4	2	1'40.550 *	23.220	26.514	23.389	27.427 *	235.4				
3	1'40.471	23.179	26.636	23.317	27.339	235.4	4	1'40.647	23.183	26.697	23.384	27.383	236.2				
5	1'40.732	23.248	26.659	23.408	27.417	235.4	6	1'40.846	23.408	26.546	23.424	27.468	237.1				
7	1'40.900	23.472	26.811	23.185	27.432	241.2											
4th	11	Matteo FERRARI			TRENTINO Gresini M		ITA	Runs=1	Total laps=7	Full laps=6							
1	1'48.316	29.317	27.494	24.008	27.497	177.6	2	1'40.778	23.356	26.641	23.465	27.316	239.5				
3	1'40.555	23.182	26.601	23.351	27.421	242.1	4	1'41.035	23.246	26.894	23.469	27.426	236.2				
5	1'40.640	23.226	26.725	23.389	27.300	235.4	6	1'40.589	23.134	26.673	23.414	27.368	236.2				
7	1'41.200	23.443	26.809	23.491	27.457	237.1											
5th	10	Xavier SIMEON			Avintia Esponsorama		BEL	Runs=1	Total laps=7	Full laps=6							
1	1'48.019	29.134	27.567	23.724	27.594	180.4	2	1'40.990	23.390	26.811	23.394	27.395	233.8				
3	1'40.858	23.473	26.624	23.377	27.384	237.9	4	1'41.051	23.157	26.967	23.493	27.434	239.5				
6th	5	Alex DE ANGELIS			OCTO Pramac MotoE		RSM	Runs=1	Total laps=7	Full laps=5							
1	1'49.244	29.976	27.823	23.943	27.502	187.3	2	1'41.368	23.418	26.968	23.525	27.457	239.5				
3	1'41.128	23.263	26.848	23.635	27.382	245.5	4	1'41.070 *	23.24 *	26.807	23.503	27.515	238.7				
5	1'41.368	23.464	26.903	23.539	27.462	237.9	6	1'41.655	23.456	26.971	23.641	27.587	237.1				
7	1'41.450	23.466	26.956	23.559	27.469	237.9											
7th	7	Niccolo CANEPA			LCR E-Team		ITA	Runs=1	Total laps=7	Full laps=6							
1	1'49.012	30.263	27.368	23.809	27.572	183.3	2	1'41.525	23.481	26.896	23.626	27.522	239.5				
3	1'41.554	23.625	26.805	23.576	27.548	242.1	4	1'41.265	23.404	26.840	23.430	27.591	239.5				
5	1'41.187	23.432	26.751	23.414	27.590	237.9	6	1'41.579	23.369	26.910	23.608	27.692	237.9				
7	1'41.510	23.471	26.818	23.610	27.611	238.7											
8th	2	Jesko RAFFIN			Dynavolt Intact GP		SWI	Runs=1	Total laps=7	Full laps=5							
1	1'48.689	29.699	27.458	23.956	27.576	180.0	2	1'41.648	23.526	27.016	23.592	27.514	240.4				
3	1'41.371	23.345	26.911	23.606	27.509	237.9	4	1'42.475 *	23.575	27.246	23.785	27.869 *	235.4				
5	1'41.547	23.449	26.800	23.681	27.617	237.9	6	1'41.543	23.446	26.840	23.675	27.582	237.9				
7	1'41.515	23.372	26.802	23.624	27.717	237.9											
9th	16	Joshua HOOK			OCTO Pramac MotoE		AUS	Runs=1	Total laps=7	Full laps=5							
1	1'50.073	29.807	27.528	24.600	28.138	184.3	2	1'41.775	23.377	26.921	23.879	27.598	238.7				
3	1'41.390 *	23.30 *	26.849	23.698	27.536 *	237.9	4	1'41.474	23.191	26.891	23.792	27.600	237.9				
5	1'41.520	23.272	26.807	23.853	27.588	238.7	6	1'41.760	23.343	26.976	23.854	27.587	238.7				
7	1'41.542	23.214	26.908	23.761	27.659	238.7											
10th	27	Mattia CASADEI			Ongetta SIC58 Squad		ITA	Runs=1	Total laps=7	Full laps=6							
1	1'50.719	30.840	27.995	24.177	27.707	186.3											

Fastest Lap:	Hector GARZO	Tech 3 E-Racing	SPA	1'40.012	23.013	26.574	23.202	27.223
---------------------	--------------	-----------------	-----	----------	--------	--------	--------	--------

DORNA DATA PROCESSING TIMING SERVICE DORNA DATA PROCESSING TIMING SERVICE DORNA DATA PROCESSING TIMING SERVICE DORNA DATA PROCESSING TIMING SERVICE DORNA DATA PROCESSING TIMING SERVICE DORNA DATA PROCESSING TIMING SERVICE DORNA DATA PROCESSING TIMING SERVICE DORNA DATA PROCESSING TIMING SERVICE DORNA DATA PROCESSING TIMING SERVICE DORNA DATA PROCESSESS

Race Nr. 1

MotoE

Lap	Lap Time	T1	T2	T3	T4	Speed
2	1'42.124	23.448	26.923	24.131	27.622	241.2
3	1'41.914	23.652	27.083	23.684	27.495	240.4
4	1'41.464	23.343	26.911	23.649	27.561	237.9
5	1'41.352	23.266	26.850	23.651	27.585	238.7
6	1'41.486	23.426	26.884	23.643	27.533	240.4
7	1'41.517	23.271	26.833	23.820	27.593	239.5

11th 63 Mike DI MEGLIO EG 0,0 Marc VDS FRA
Runs=1 Total laps=7 Full laps=5

1	1'50.487	30.714	27.989	23.803	27.981	188.9
2	1'42.052	23.534	27.213	23.700	27.605	239.5
3	1'41.370 *	23.315	26.946	23.650	27.459*	242.1
4	1'41.598	23.353	26.887	23.621	27.737	242.1
5	1'41.898	23.508	26.935	23.758	27.697	238.7
6	1'41.877	23.756	27.012	23.539	27.570	237.1
7	1'41.541	23.271	26.897	23.624	27.749	241.2

12th 15 Sete GIBERNAU Join Contract Pons 40 SPA
Runs=1 Total laps=7 Full laps=6

1	1'51.617	30.597	28.161	23.874	28.985	184.8
2	1'41.932	23.378	27.162	23.761	27.631	237.1
3	1'41.649	23.427	26.882	23.743	27.597	239.5
4	1'42.089	23.669	26.886	23.730	27.804	242.9
5	1'41.481	23.286	26.796	23.761	27.638	237.1
6	1'41.407	23.295	26.833	23.658	27.621	237.1
7	1'41.902	23.466	26.886	23.718	27.832	237.9

13th 14 Randy DE PUNIET LCR E-Team FRA
Runs=1 Total laps=7 Full laps=6

1	1'52.017	31.371	28.599	24.136	27.911	191.0
2	1'42.576	23.635	27.189	24.026	27.726	242.1
3	1'41.796	23.458	27.140	23.629	27.569	240.4
4	1'41.988	23.473	26.975	23.922	27.618	240.4
5	1'41.934	23.510	27.119	23.659	27.646	241.2
6	1'42.268	23.453	27.103	23.978	27.734	239.5
7	1'42.890	23.513	27.319	24.111	27.947	241.2

14th 18 Nicolas TEROL OpenBank Ángel Niet SPA
Runs=1 Total laps=7 Full laps=5

1	1'50.320	30.520	27.811	24.035	27.954	194.2
2	1'42.146	23.505	27.102	23.863	27.676	239.5
3	1'42.685 *	23.93 *	27.103	23.985	27.666	239.5
4	1'42.571	23.590	27.254	23.974	27.753	241.2
5	1'42.232	23.465	27.135	23.899	27.733	239.5
6	1'42.507	23.537	27.226	24.011	27.733	237.9
7	1'43.222	23.480	27.551	24.021	28.170	238.7

15th 6 Maria HERRERA OpenBank Ángel Niet SPA
Runs=1 Total laps=7 Full laps=6

1	1'51.874	31.112	28.231	24.285	28.246	184.8
2	1'42.530	23.660	27.160	23.994	27.716	242.9
3	1'41.756	23.393	27.029	23.783	27.551	242.9
4	1'41.999	23.482	27.014	23.902	27.601	242.9
5	1'42.699	23.555	27.372	24.056	27.716	249.1
6	1'42.321	23.616	26.971	24.061	27.673	242.9
7	1'42.542	23.442	27.081	24.122	27.897	242.1

16th 32 Lorenzo SAVADORI TRENTINO Gresini M ITA
Runs=1 Total laps=7 Full laps=6

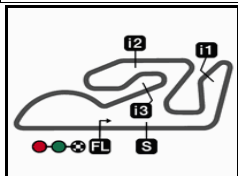
1	1'51.217	31.031	28.134	24.101	27.951	183.8
2	1'42.294	23.666	27.085	23.782	27.761	237.9
3	1'42.283	23.823	27.037	23.686	27.737	236.2
4	1'42.202	23.662	27.031	23.740	27.769	238.7
5	1'42.285	23.508	27.143	23.806	27.828	239.5
6	1'42.749	23.763	27.319	23.890	27.777	237.9
7	1'43.035	23.729	27.387	23.921	27.998	239.5

17th 78 Kenny FORAY Tech 3 E-Racing FRA
Runs=1 Total laps=7 Full laps=6

1	1'52.873	31.346	28.791	24.481	28.255	190.4
2	1'43.200	23.811	27.449	24.012	27.928	239.5
3	1'42.920	23.731	27.367	23.935	27.887	238.7
4	1'43.531	23.779	27.363	24.015	28.374	237.9
5	1'43.298	23.821	27.200	24.065	28.212	237.1
6	1'42.878	23.603	27.195	23.986	28.094	237.9
7	1'42.868	23.573	27.187	23.946	28.162	237.9

Fastest Lap: Hector GARZO Tech 3 E-Racing SPA 1'40.012 23.013 26.574 23.202 27.223

DORNA DATA PROCESSING TIMING SERVICE DORNA DATA PROCESSING TIMING SERVICE DORNA DATA PROCESSING TIMING SERVICE DORNA DATA PROCESSING TIMING SERVICE DORNA DATA PROCESSING TIMING SERVICE DORNA DATA PROCESSING TIMING SERVICE DORNA DATA PROCCESSS



4005 m.

After the **GRAN PREMIO MOTUL DE LA COMUNITAT VALENCIANA****MotoE****2019 Riders Performance**

(Qualifying Position - Starting Position - Race Position)

37

Rider	Points	GER	AUT	RSM	RSM	VAL	VAL													
1 FERRARI Matteo	85	6	7	2	2	2														
		6-5	7-5	2-1	2-1	2-4	-	-	-	-	-	-	-	-	-	-	-	-	-	-
2 GARZO Hector	73	2	6	8	8	5														
		2-4	6-NC	8-2	8-2	5-2	-	-	-	-	-	-	-	-	-	-	-	-	-	-
3 SMITH Bradley	64	7	3	7	7	3														
		7-2	3-3	7-12	7-8	3-3	-	-	-	-	-	-	-	-	-	-	-	-	-	-
4 SIMEON Xavier	56	5	2	3	3	6														
		5-7	2-2	3-3	3-NL	6-5	-	-	-	-	-	-	-	-	-	-	-	-	-	-
5 DI MEGLIO Mike	52	4	1	17	17	12														
		4-3	1-1	17-NC	16-10	12-11	-	-	-	-	-	-	-	-	-	-	-	-	-	-
6 GRANADO Eric	46	3	9	16	16	1														
		3-8	9-17	16-13	15-6	1-1	-	-	-	-	-	-	-	-	-	-	-	-	-	-
7 CANEPA Niccolo	45	12	11	5	5	7														
		12-12	11-8	5-5	5-4	7-7	-	-	-	-	-	-	-	-	-	-	-	-	-	-
8 RAFFIN Jesko	40	17	4	4	4	4														
		17-13	4-9	4-4	4-7	4-8	-	-	-	-	-	-	-	-	-	-	-	-	-	-
9 DE ANGELIS Alex	33	9	8	1	1	9														
		9-6	8-4	1-NC	1-NC	9-6	-	-	-	-	-	-	-	-	-	-	-	-	-	-
10 CASADEI Mattia	30	10	16	10	10	13														
		10-11	16-13	10-NC	10-3	13-10	-	-	-	-	-	-	-	-	-	-	-	-	-	-
11 GIBERNAU Sete	28	13	12	18	18	8														
		13-9	12-6	18-9	17-NC	8-12	-	-	-	-	-	-	-	-	-	-	-	-	-	-
12 HOOK Joshua	27	16	14	12	12	10														
		16-15	14-7	12-10	12-12	10-9	-	-	-	-	-	-	-	-	-	-	-	-	-	-
13 TUULI Niki	26	1	5	15	15															
		1-1	5-15	15-NC	-NS	-	-	-	-	-	-	-	-	-	-	-	-	-	-	-

NC=Not classified NL=Not finished first lap NP=Not started race re-start N2=Not finished first lap race re-start EX=Excluded NS=Not Started DS=Disqualified

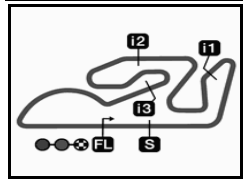
These data/results cannot be reproduced, stored and/or transmitted in whole or in part by any manner of electronic, mechanical, photocopying, recording, broadcasting or otherwise now known or herein after developed without the previous express consent by the copyright owner, except for reproduction in daily press and regular printed publications on sale to the public within 60 days of the event related to those data/results and always provided that copyright symbol appears together as follows below.
© DORNA, 2019

	Rider	Points	GER	AUT	RSM	RSM	VAL	VAL												
14	TEROL Nicolas	25	8	17	9	9	18													
			8-10	17-14	9-8	9-9	17-14	-	-	-	-	-	-	-	-	-	-	-	-	-
15	HERRERA Maria	22	18	10	6	6	14													
			18-16	10-16	6-6	6-5	14-15	-	-	-	-	-	-	-	-	-	-	-	-	-
16	SAVADORI Lorenzo	20	11	13	11	11	11													
			11-NC	13-10	11-7	11-11	11-16	-	-	-	-	-	-	-	-	-	-	-	-	-
17	DE PUNIET Randy	15	15	18	14	14	15													
			15-17	18-12	14-11	14-13	15-13	-	-	-	-	-	-	-	-	-	-	-	-	-
18	FORAY Kenny	9	14	15	13	13	16													
			14-14	15-11	13-NC	13-14	16-17	-	-	-	-	-	-	-	-	-	-	-	-	-

NC=Not classified NL=Not finished first lap NP=Not started race re-start N2=Not finished first lap race re-start EX=Excluded NS=Not Started DS=Disqualified

These data/results cannot be reproduced, stored and/or transmitted in whole or in part by any manner of electronic, mechanical, photocopying, recording, broadcasting or otherwise now known or herein after developed without the previous express consent by the copyright owner, except for reproduction in daily press and regular printed publications on sale to the public within 60 days of the event related to those data/results and always provided that copyright symbol appears together as follows below.
 © DORNA, 2019

Circuit Ricardo Tormo



4005 m.

Results and timing service provided by **TISSOT**

MotoE

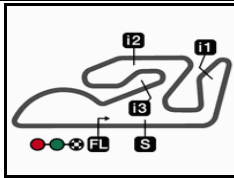
GRAN PREMIO MOTUL DE LA COMUNITAT VALENCIANA

World Cup Classification

Rider	Nation	Points	GER	AUT	RSM	RSM	VAL	VAL
1 FERRARI Matteo	ITA	85	11	11	25	25	13	
2 GARZO Hector	SPA	73	13	-	20	20	20	
3 SMITH Bradley	GBR	64	20	16	4	8	16	
4 SIMEON Xavier	BEL	56	9	20	16	-	11	
5 DI MEGLIO Mike	FRA	52	16	25	-	6	5	
6 GRANADO Eric	BRA	46	8	0	3	10	25	
7 CANEPA Niccolo	ITA	45	4	8	11	13	9	
8 RAFFIN Jesko	SWI	40	3	7	13	9	8	
9 DE ANGELIS Alex	RSM	33	10	13	-	-	10	
10 CASADEI Mattia	ITA	30	5	3	-	16	6	
11 GIBERNAU Sete	SPA	28	7	10	7	-	4	
12 HOOK Joshua	AUS	27	1	9	6	4	7	
13 TUULI Niki	FIN	26	25	1	-	-	-	
14 TEROL Nicolas	SPA	25	6	2	8	7	2	
15 HERRERA Maria	SPA	22	0	0	10	11	1	
16 SAVADORI Lorenzo	ITA	20	-	6	9	5	0	
17 DE PUNIET Randy	FRA	15	0	4	5	3	3	
18 FORAY Kenny	FRA	9	2	5	-	2	0	

DORNA DATA PROCESSING TIMING SERVICE DORNA DATA PROCESSING TIMING SERVICE DORNA DATA PROCESSING TIMING SERVICE DORNA DATA PROCESSING TIMING SERVICE DORNA DATA PROCESSING TIMING SERVICE DORNA DATA PROCESSING TIMING SERVICE DORNA DATA PROCESSING TIMING SERVICE DORNA DATA PROCCESSSS

Cheste, Saturday, November 16, 2019



4005 m.

GRAN PREMIO MOTUL DE LA COMUNITAT VALENCIANA

Official Starting Grid

MotoE

Race : 7 laps = 28.035 km

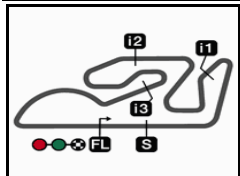


1	3 1'41.196 38 Bradley SMITH Energica	2 1'40.956 11 Matteo FERRARI Energica	1 1'40.615 51 Eric GRANADO Energica
2	6 1'41.473 10 Xavier SIMEON Energica	5 1'41.390 4 Hector GARZO Energica	4 1'41.281 2 Jesko RAFFIN Energica
3	9 1'42.226 5 Alex DE ANGELIS Energica	8 1'42.119 15 Sete GIBERNAU Energica	7 1'42.042 7 Niccolò CANEPA Energica
4	12 1'42.600 63 Mike DI MEGLIO Energica	11 1'42.458 32 Lorenzo SAVADORI Energica	10 1'42.408 16 Joshua HOOK Energica
5	15 1'43.509 14 Randy DE PUNIET Energica	14 1'43.481 6 Maria HERRERA Energica	13 1'42.882 27 Mattia CASADEI Energica
6		17 1'45.306 18 Nicolas TEROL Energica	16 1'45.306 78 Kenny FORAY Energica

The results are provisional until the end of the limit for protest and appeals and until the ratification of the Event Management Committee.

Time limit for protest expires 60' at the latest after publication of the results - Time:

DORNA DATA PROCESSING TIMING SERVICE DORNA DATA PROCESSING TIMING SERVICE DORNA DATA PROCESSING TIMING SERVICE DORNA DATA PROCESSING TIMING SERVICE DORNA DATA PROCESSING TIMING SERVICE DORNA DATA PROCESSING TIMING SERVICE DORNA DATA PROCESSING TIMING SERVICE DORNA DATA PROCESSING TIMING SERVICE DORNA DATA PROCESSES



4005 m.

GRAN PREMIO MOTUL DE LA COMUNITAT VALENCIANA

MotoE

Race Nr. 1

Top Speed & Average



<i>Rider</i>	<i>Nation</i>	<i>Motorcycle</i>	<i>Top 5 speeds</i>					<i>Average</i>	<i>Top</i>
6 Maria HERRERA	SPA	ENERGICA	249.1	242.9	242.9	242.9	242.9	244.1	249.1
4 Hector GARZO	SPA	ENERGICA	245.5	242.1	240.4	239.5	238.7	241.2	245.5
5 Alex DE ANGELIS	RSM	ENERGICA	245.5	239.5	238.7	237.9	237.9	239.9	245.5
15 Sete GIBERNAU	SPA	ENERGICA	242.9	239.5	237.9	237.1	237.1	238.6	242.9
7 Niccolo CANEPA	ITA	ENERGICA	242.1	239.5	239.5	238.7	237.9	239.3	242.1
11 Matteo FERRARI	ITA	ENERGICA	242.1	239.5	237.1	236.2	236.2	238.2	242.1
14 Randy DE PUNIET	FRA	ENERGICA	242.1	241.2	241.2	240.4	240.4	241.1	242.1
63 Mike DI MEGLIO	FRA	ENERGICA	242.1	242.1	241.2	239.5	238.7	240.7	242.1
18 Nicolas TEROL	SPA	ENERGICA	241.2	239.5	239.5	239.5	238.7	239.7	241.2
27 Mattia CASADEI	ITA	ENERGICA	241.2	240.4	240.4	239.5	238.7	240.0	241.2
38 Bradley SMITH	GBR	ENERGICA	241.2	237.1	236.2	235.4	235.4	236.8	241.2
51 Eric GRANADO	BRA	ENERGICA	241.2	238.7	237.9	237.9	236.2	238.0	241.2
2 Jesko RAFFIN	SWI	ENERGICA	240.4	237.9	237.9	237.9	237.9	238.4	240.4
10 Xavier SIMEON	BEL	ENERGICA	239.5	237.9	237.1	237.1	236.2	237.6	239.5
32 Lorenzo SAVADORI	ITA	ENERGICA	239.5	239.5	238.7	237.9	237.9	238.7	239.5
78 Kenny FORAY	FRA	ENERGICA	239.5	238.7	237.9	237.9	237.9	238.4	239.5
16 Joshua HOOK	AUS	ENERGICA	238.7	238.7	238.7	238.7	237.9	238.4	238.7

