

4318 m.

**myWorld MOTORRAD GRAND PRIX VON ÖSTERREICH****Race****Classification after 5 laps = 21.59 km****29**

Pos		Rider	Nation	Team	Motorcycle	Total Time	Km/h	Gap
1	25	63 Mike DI MEGLIO	FRA	EG 0,0 Marc VDS	ENERGICA	8'41.799	148.9	
2	20	10 Xavier SIMEON	BEL	Avintia Esponsorama Racing	ENERGICA	8'44.037	148.3	2.238
3	16	38 Bradley SMITH	GBR	One Energy Racing	ENERGICA	8'46.167	147.7	4.368
4	13	5 Alex DE ANGELIS	RSM	OCTO Pramac MotoE	ENERGICA	8'46.870	147.5	5.071
5	11	11 Matteo FERRARI	ITA	TRENTINO Gresini MotoE	ENERGICA	8'46.954	147.4	5.155
6	10	15 Sete GIBERNAU	SPA	Join Contract Pons 40	ENERGICA	8'48.644	147.0	6.845
7	9	16 Joshua HOOK	AUS	OCTO Pramac MotoE	ENERGICA	8'49.760	146.7	7.961
8	8	2 Jesko RAFFIN	SWI	Dynavolt Intact GP	ENERGICA	8'50.706	146.4	8.907
9	7	7 Niccolò CANEPA	ITA	LCR E-Team	ENERGICA	8'52.130	146.0	10.331
10	6	32 Lorenzo SAVADORI	ITA	TRENTINO Gresini MotoE	ENERGICA	8'53.436	145.7	11.637
11	5	78 Kenny FORAY	FRA	Tech 3 E-Racing	ENERGICA	8'58.245	144.4	16.446
12	4	14 Randy DE PUNIET	FRA	LCR E-Team	ENERGICA	8'59.861	143.9	18.062
13	3	27 Mattia CASADEI	ITA	Ongetta SIC58 Squadracorse	ENERGICA	9'01.383	143.5	19.584
14	2	18 Nicolas TEROL	SPA	OpenBank Ángel Nieto Team	ENERGICA	9'03.043	143.1	21.244
15	1	66 Niki TUULI	FIN	Ajo MotoE	ENERGICA	9'04.289	142.7	22.490
16		6 Maria HERRERA	SPA	OpenBank Ángel Nieto Team	ENERGICA	9'07.545	141.9	25.746
17		51 Eric GRANADO	BRA	Avintia Esponsorama Racing	ENERGICA	9'52.418	131.1	1'10.619

**Not classified**

4		Hector GARZO	SPA	Tech 3 E-Racing	ENERGICA	6'57.867	148.8	1 lap
---	--	--------------	-----	-----------------	----------	----------	-------	-------

**Race condition: Wet****Air: 19°****Humidity: 85%****Ground: 22°**

<b>Pole Position:</b>		Mike DI MEGLIO	1'35.182	163.3 Km/h
<b>Fastest Lap (New record):</b>	Lap 3	Mike DI MEGLIO	1'43.800	149.7 Km/h
<b>Best Race Lap:</b>		New track layout		
<b>All Time Lap Record:</b>	2019	Hector GARZO	1'35.028	163.5 Km/h

9:48'00

10:02'08

10:03'12

10:06'06 Eric GRANADO

10:07'37 Eric GRANADO

10:09'58 Hector GARZO

**SIGHTING LAP START****RACE START****No jump start**

crashed out - Rider OK

re-joined race

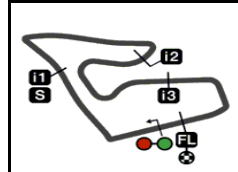
crashed out - Rider OK

The results are provisional until the end of the limit for protest and appeals.

Time limit for protest expires 30' after publication of the results - ..... Time: .....

DORNA DATA PROCESSING TIMING SERVICE DORNA DATA PROCESSING TIMING SERVICE DORNA DATA PROCESSING TIMING SERVICE DORNA DATA PROCESSING TIMING SERVICE DORNA DATA PROCESSING TIMING SERVICE DORNA DATA PROCESSING TIMING SERVICE DORNA DATA PROCESSING TIMING SERVICE DORNA DATA PROCESSING TIMING SERVICE DORNA DATA PROCESSING TIMING SERVICE DORNA DATA PROCESSING TIMING SERVICE DORNA DATA PROCCEESSS





4318 m.

# myWorld MOTORRAD GRAND PRIX VON ÖSTERREICH

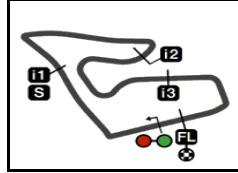
## Race

### Fastest Lap of Each Rider

**MotoE**
**32**

	Rider	Nation	Team	Motorcycle	Time	Lap	Total	Gap
1	63 <b>Mike DI MEGLIO</b>	FRA	EG 0,0 Marc VDS	ENERGICA	<b>1'43.800</b>	3	5	
2	51 <b>Eric GRANADO</b>	BRA	Avintia Esponsorama Racing	ENERGICA	<b>1'43.855</b>	2	5	0.055 0.055
3	4 <b>Hector GARZO</b>	SPA	Tech 3 E-Racing	ENERGICA	<b>1'43.874</b>	3	4	0.074 0.019
4	38 <b>Bradley SMITH</b>	GBR	One Energy Racing	ENERGICA	<b>1'44.298</b>	4	5	0.498 0.424
5	10 <b>Xavier SIMEON</b>	BEL	Avintia Esponsorama Racing	ENERGICA	<b>1'44.330</b>	3	5	0.530 0.032
6	11 <b>Matteo FERRARI</b>	ITA	TRENTINO Gresini MotoE	ENERGICA	<b>1'44.553</b>	5	5	0.753 0.223
7	15 <b>Sete GIBERNAU</b>	SPA	Join Contract Pons 40	ENERGICA	<b>1'44.644</b>	2	5	0.844 0.091
8	16 <b>Joshua HOOK</b>	AUS	OCTO Pramac MotoE	ENERGICA	<b>1'44.818</b>	4	5	1.018 0.174
9	2 <b>Jesko RAFFIN</b>	SWI	Dynavolt Intact GP	ENERGICA	<b>1'44.890</b>	4	5	1.090 0.072
10	5 <b>Alex DE ANGELIS</b>	RSM	OCTO Pramac MotoE	ENERGICA	<b>1'44.910</b>	5	5	1.110 0.020
11	7 <b>Niccolo CANEPA</b>	ITA	LCR E-Team	ENERGICA	<b>1'45.255</b>	5	5	1.455 0.345
12	32 <b>Lorenzo SAVADORI</b>	ITA	TRENTINO Gresini MotoE	ENERGICA	<b>1'45.750</b>	4	5	1.950 0.495
13	78 <b>Kenny FORAY</b>	FRA	Tech 3 E-Racing	ENERGICA	<b>1'45.814</b>	5	5	2.014 0.064
14	66 <b>Niki TUULI</b>	FIN	Ajo MotoE	ENERGICA	<b>1'45.974</b>	4	5	2.174 0.160
15	14 <b>Randy DE PUNIET</b>	FRA	LCR E-Team	ENERGICA	<b>1'46.399</b>	4	5	2.599 0.425
16	27 <b>Mattia CASADEI</b>	ITA	Ongetta SIC58 Squadracorse	ENERGICA	<b>1'46.937</b>	5	5	3.137 0.538
17	18 <b>Nicolas TEROL</b>	SPA	OpenBank Ángel Nieto Team	ENERGICA	<b>1'47.395</b>	5	5	3.595 0.458
18	6 <b>Maria HERRERA</b>	SPA	OpenBank Ángel Nieto Team	ENERGICA	<b>1'48.412</b>	4	5	4.612 1.017





4318 m.

# myWorld MOTORRAD GRAND PRIX VON ÖSTERREICH

## Race

### Chronological Analysis of Performances

34

\* Lap / Sector time cancelled

T1 Time from finish line to 1st intermediate

T3 Time from 2nd intermed. to 3rd intermed.

P Crossing the finish line in pit lane

T2 Time from 1st intermed. to 2nd intermed.

T4 Time from 3rd intermediate to finish line

Lap	Lap Time	T1	T2	T3	T4	Speed	Lap	Lap Time	T1	T2	T3	T4	Speed
<b>1st</b>	<b>63</b>	<b>Mike DI MEGLIO</b>					EG 0,0 Marc VDS	FRA					
		Runs=1	Total laps=5	Full laps=4									
1	1'44.749	21.591	32.909	29.455	20.794	224.5							
2	1'44.364	22.250	32.854	29.054	20.206	226.8							
3	1'43.800	21.980	32.728	28.797	20.295	227.3							
4	1'44.247	22.106	32.672	29.054	20.415	225.4							
5	1'44.639	22.174	32.581	29.256	20.628	225.4							
<b>7th</b>	<b>16</b>	<b>Joshua HOOK</b>					OCTO Pramac MotoE	AUS					
		Runs=1	Total laps=5	Full laps=4									
1	1'48.294	23.051	34.060	29.931	21.252	225.4							
2	1'46.336	22.320	33.130	29.832	21.054	228.8							
3	1'45.217	22.216	32.917	29.490	20.594	227.8							
4	1'44.818	22.100	32.727	29.440	20.551	228.8							
5	1'45.095	22.006	32.998	29.440	20.651	228.8							
<b>2nd</b>	<b>10</b>	<b>Xavier SIMEON</b>					Avintia Esponsorama	BEL					
		Runs=1	Total laps=5	Full laps=4									
1	1'45.122	21.595	33.314	29.385	20.828	222.6							
2	1'44.649	22.119	32.773	29.345	20.412	230.2							
3	1'44.330	22.057	32.728	29.115	20.430	227.8							
4	1'44.877	22.252	33.250	28.901	20.474	227.8							
5	1'45.059	22.158	32.943	29.320	20.638	227.8							
<b>8th</b>	<b>2</b>	<b>Jesko RAFFIN</b>					Dynavolt Intact GP	SWI					
		Runs=1	Total laps=5	Full laps=4									
1	1'48.831	22.438	34.884	30.247	21.262	229.7							
2	1'46.168	22.437	33.443	29.325	20.963	229.7							
3	1'45.348	22.313	33.103	29.179	20.753	232.2							
4	1'44.890	22.426	32.987	28.865	20.612	227.8							
5	1'45.469	22.262	33.106	29.274	20.827	228.3							
<b>9th</b>	<b>7</b>	<b>Niccolo CANEPA</b>					LCR E-Team	ITA					
		Runs=1	Total laps=5	Full laps=4									
1	1'48.516	22.517	34.902	30.157	20.940	231.2							
2	1'46.263	22.340	33.560	29.495	20.868	229.2							
3	1'46.433	22.476	33.648	29.439	20.870	227.8							
4	1'45.663	22.265	33.188	29.392	20.818	227.3							
5	1'45.255	22.384	32.882	29.160	20.829	228.3							
<b>4th</b>	<b>5</b>	<b>Alex DE ANGELIS</b>					OCTO Pramac MotoE	RSM					
		Runs=1	Total laps=5	Full laps=4									
1	1'45.478	21.813	33.817	29.261	20.587	230.2							
2	1'45.198	22.249	33.723	28.674	20.552	225.9							
3	1'45.601	22.085	33.386	29.160	20.970	229.7							
4	1'45.683	22.237	33.529	29.285	20.632	227.3							
5	1'44.910	21.997	33.334	28.993	20.586	229.7							
<b>5th</b>	<b>11</b>	<b>Matteo FERRARI</b>					TRENTINO Gresini M	ITA					
		Runs=1	Total laps=5	Full laps=4									
1	1'45.780	22.242	33.685	29.192	20.661	228.3							
2	1'44.704	22.051	33.110	29.069	20.474	229.7							
3	1'46.783	22.125	34.811	29.314	20.533	228.3							
4	1'45.134	22.131	33.232	29.199	20.572	233.2							
5	1'44.553	22.538	32.834	28.889	20.292	228.3							
<b>6th</b>	<b>15</b>	<b>Sete GIBERNAU</b>					Join Contract Pons 40	SPA					
		Runs=1	Total laps=5	Full laps=4									
1	1'47.939	22.623	35.116	29.425	20.775	230.7							
2	1'44.644	22.162	32.621	29.368	20.493	226.8							
3	1'44.829	22.247	32.659	29.155	20.768	225.0							
4	1'44.979	22.047	33.164	29.049	20.719	229.7							
5	1'46.253	23.210	32.908	29.318	20.817	226.8							
<b>11th</b>	<b>78</b>	<b>Kenny FORAY</b>					Tech 3 E-Racing	FRA					
		Runs=1	Total laps=5	Full laps=4									
1	1'51.527	23.477	35.839	30.726	21.485	216.8							
2	1'48.176	22.576	34.321	30.053	21.226	229.7							
3	1'46.748	22.398	33.577	29.666	21.107	225.0							
4	1'45.980	22.528	33.386	29.377	20.689	226.8							
5	1'45.814	22.354	33.579	29.132	20.749	226.8							
<b>12th</b>	<b>14</b>	<b>Randy DE PUNIET</b>					LCR E-Team	FRA					
		Runs=1	Total laps=5	Full laps=4									
1	1'51.419	23.441	35.682	30.523	21.773	228.8							
2	1'48.111	22.878	34.123	29.957	21.153	228.8							
3	1'47.369	22.594	34.430	29.219	21.126	225.4							
4	1'46.399	22.570	33.751	29.250	20.828	231.2							

**Fastest Lap:** Mike DI MEGLIO EG 0,0 Marc VDS FRA 1'43.800 21.980 32.728 28.797 20.295

DORNA DATA PROCESSING TIMING SERVICE DORNA DATA PROCESSING TIMING SERVICE DORNA DATA PROCESSING TIMING SERVICE DORNA DATA PROCESSING TIMING SERVICE DORNA DATA PROCESSING TIMING SERVICE DORNA DATA PROCESSING TIMING SERVICE DORNA DATA PROCESSING TIMING SERVICE DORNA DATA PROCESSING TIMING SERVICE DORNA DATA PROCESSES

# Race

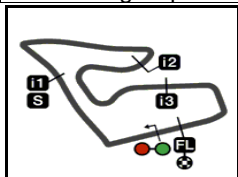
# MotoE

Lap	Lap Time	T1	T2	T3	T4	Speed	Lap	Lap Time	T1	T2	T3	T4	Speed
5	<b>1'46.563</b>	22.429	33.708	29.393	21.033	226.4							
<b>13th</b>	<b>27</b>	<b>Mattia CASADEI</b>		Ongetta SIC58 Squad		ITA							
		Runs=1	Total laps=5	Full laps=4									
1	1'50.810	23.303	35.168	30.784	21.555	219.9							
2	<b>1'47.864</b>	22.642	33.846	30.350	21.026	231.2							
3	<b>1'47.853</b>	22.352	34.209	30.211	21.081	226.8							
4	<b>1'47.919</b>	22.747	34.131	29.933	21.108	228.8							
5	<b>1'46.937</b>	22.267	33.554	30.087	21.029	228.3							
<b>14th</b>	<b>18</b>	<b>Nicolas TEROL</b>		OpenBank Ángel Niet		SPA							
		Runs=1	Total laps=5	Full laps=4									
1	1'51.467	23.587	35.514	30.926	21.440	220.8							
2	<b>1'48.173</b>	22.326	34.234	30.294	21.319	230.2							
3	<b>1'48.346</b>	22.663	34.778	29.886	21.019	227.3							
4	<b>1'47.662</b>	22.665	34.338	29.818	20.841	227.8							
5	<b>1'47.395</b>	22.377	34.074	29.936	21.008	227.8							
<b>15th</b>	<b>66</b>	<b>Niki TUULI</b>		Ajo MotoE		FIN							
		Runs=1	Total laps=5	Full laps=2									
1	1'55.332	21.872	41.981	30.210	21.269	230.2							
2	1'49.523 *	25.00*	33.795	29.690	21.036	220.4							
3	1'47.050 *	22.61*	33.957	29.547	20.929	225.9							
4	<b>1'45.974</b>	22.250	33.408	29.523	20.793	228.8							
5	<b>1'46.410</b>	22.186	33.647	29.562	21.015	228.3							
<b>16th</b>	<b>6</b>	<b>Maria HERRERA</b>		OpenBank Ángel Niet		SPA							
		Runs=1	Total laps=5	Full laps=4									
1	1'50.689	22.703	35.368	30.749	21.869	216.4							
2	<b>1'49.593</b>	22.696	34.585	30.598	21.714	228.3							
3	<b>1'50.088</b>	22.448	35.237	30.773	21.630	233.2							
4	<b>1'48.412</b>	22.723	34.263	30.041	21.385	229.2							
5	<b>1'48.763</b>	22.575	34.604	29.955	21.629	230.2							
<b>17th</b>	<b>51</b>	<b>Eric GRANADO</b>		Avintia Esponsorama		BRA							
		Runs=1	Total laps=5	Full laps=4									
1	1'45.045	22.166	32.947	29.387	20.545	231.7							
2	<b>1'43.855</b>	21.984	32.546	29.153	20.172	228.3							
3	<b>2'47.689</b>	21.928	1'32.146	32.227	21.388	225.9							
4	<b>1'48.953</b>	22.750	35.086	30.398	20.719	224.0							
5	<b>1'46.876</b>	22.442	33.288	30.494	20.652	225.0							
<b>18th</b>	<b>4</b>	<b>Hector GARZO</b>		Tech 3 E-Racing		SPA							
		Runs=1	Total laps=5	Full laps=3									
1	1'46.166	21.775	34.226	29.495	20.670	219.5							
2	<b>1'43.948</b>	21.951	32.459	29.111	20.427	231.2							
3	<b>1'43.874</b>	21.928	32.628	29.005	20.313	231.2							
4	<b>1'43.879</b>	21.949	32.595	29.028	20.307	228.8							
unfinished	21.900					229.7							

**Fastest Lap:** Mike DI MEGLIO EG 0,0 Marc VDS FRA **1'43.800** 21.980 32.728 28.797 20.295

DORNA DATA PROCESSING TIMING SERVICE DORNA DATA PROCESSING TIMING SERVICE DORNA DATA PROCESSING TIMING SERVICE DORNA DATA PROCESSING TIMING SERVICE DORNA DATA PROCESSING TIMING SERVICE DORNA DATA PROCESSING TIMING SERVICE DORNA DATA PROCESSING TIMING SERVICE DORNA DATA PROCCESSS





4318 m.

After the **myWorld MOTORRAD GRAND PRIX VON ÖSTERREICH****MotoE****2019 Riders Performance**

(Qualifying Position - Starting Position - Race Position)

**37**

Rider	Points	GER	AUT	RSM	RSM	VAL	VAL													
1 DI MEGLIO Mike	41	4	1																	
		4-3	1-1	-	-	-	-	-	-	-	-	-	-	-	-	-	-	-	-	-
2 SMITH Bradley	36	7	3																	
		7-2	3-3	-	-	-	-	-	-	-	-	-	-	-	-	-	-	-	-	-
3 SIMEON Xavier	29	5	2																	
		5-7	2-2	-	-	-	-	-	-	-	-	-	-	-	-	-	-	-	-	-
4 TUULI Niki	26	1	5																	
		1-1	5-15	-	-	-	-	-	-	-	-	-	-	-	-	-	-	-	-	-
5 DE ANGELIS Alex	23	9	8																	
		9-6	8-4	-	-	-	-	-	-	-	-	-	-	-	-	-	-	-	-	-
6 FERRARI Matteo	22	6	7																	
		6-5	7-5	-	-	-	-	-	-	-	-	-	-	-	-	-	-	-	-	-
7 GIBERNAU Sete	17	13	12																	
		13-9	12-6	-	-	-	-	-	-	-	-	-	-	-	-	-	-	-	-	-
8 GARZO Hector	13	2	6																	
		2-4	6-NC	-	-	-	-	-	-	-	-	-	-	-	-	-	-	-	-	-
9 RAFFIN Jesko	11	17	4																	
		17-13	4-8	-	-	-	-	-	-	-	-	-	-	-	-	-	-	-	-	-
10 CANEPA Niccolo	11	12	11																	
		12-12	11-9	-	-	-	-	-	-	-	-	-	-	-	-	-	-	-	-	-
11 HOOK Joshua	10	16	14																	
		16-15	14-7	-	-	-	-	-	-	-	-	-	-	-	-	-	-	-	-	-
12 GRANADO Eric	8	3	9																	
		3-8	9-17	-	-	-	-	-	-	-	-	-	-	-	-	-	-	-	-	-
13 TEROL Nicolas	8	8	17																	
		8-10	17-14	-	-	-	-	-	-	-	-	-	-	-	-	-	-	-	-	-

NC=Not classified NL=Not finished first lap NP=Not started race re-start N2=Not finished first lap race re-start EX=Excluded NS=Not Started DS=Disqualified

These data/results cannot be reproduced, stored and/or transmitted in whole or in part by any manner of electronic, mechanical, photocopying, recording, broadcasting or otherwise now known or herein after developed without the previous express consent by the copyright owner, except for reproduction in daily press and regular printed publications on sale to the public within 60 days of the event related to those data/results and always provided that copyright symbol appears together as follows below.  
© DORNA, 2019



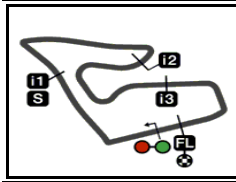
	<b>Rider</b>	<i>Points</i>	GER	AUT	RSM	RSM	VAL	VAL												
14	<b>CASADEI Mattia</b>	<b>8</b>	10	16																
			10-11	16-13	-	-	-	-	-	-	-	-	-	-	-	-	-	-	-	-
15	<b>FORAY Kenny</b>	<b>7</b>	14	15																
			14-14	15-11	-	-	-	-	-	-	-	-	-	-	-	-	-	-	-	-
16	<b>SAVADORI Lorenzo</b>	<b>6</b>	11	13																
			11-NC	13-10	-	-	-	-	-	-	-	-	-	-	-	-	-	-	-	-
17	<b>DE PUNIET Randy</b>	<b>4</b>	15	18																
			15-17	18-12	-	-	-	-	-	-	-	-	-	-	-	-	-	-	-	-
18	<b>HERRERA Maria</b>	<b>0</b>	18	10																
			18-16	10-16	-	-	-	-	-	-	-	-	-	-	-	-	-	-	-	-

NC=Not classified NL=Not finished first lap NP=Not started race re-start N2=Not finished first lap race re-start EX=Excluded NS=Not Started DS=Disqualified

These data/results cannot be reproduced, stored and/or transmitted in whole or in part by any manner of electronic, mechanical, photocopying, recording, broadcasting or otherwise now known or herein after developed without the previous express consent by the copyright owner, except for reproduction in daily press and regular printed publications on sale to the public within 60 days of the event related to those data/results and always provided that copyright symbol appears together as follows below.  
© DORNA, 2019







4318 m.

# myWorld MOTORRAD GRAND PRIX VON ÖSTERREICH

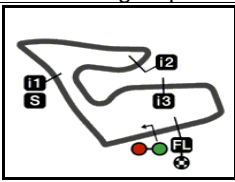
## MotoE

### Race

### Top Speed & Average



Rider	Nation	Motorcycle	Top 5 speeds					Average	Top
6 Maria HERRERA	SPA	ENERGICA	233.2	230.2	229.2	228.3	216.4	227.5	233.2
11 Matteo FERRARI	ITA	ENERGICA	233.2	229.7	228.3	228.3	228.3	229.6	233.2
2 Jesko RAFFIN	SWI	ENERGICA	232.2	229.7	229.7	228.3	227.8	229.5	232.2
38 Bradley SMITH	GBR	ENERGICA	232.2	231.2	230.2	229.2	228.8	230.3	232.2
51 Eric GRANADO	BRA	ENERGICA	231.7	228.3	225.9	225.0	224.0	227.0	231.7
4 Hector GARZO	SPA	ENERGICA	231.2	231.2	229.7	228.8	219.5	228.1	231.2
7 Niccolò CANEPA	ITA	ENERGICA	231.2	229.2	228.3	227.8	227.3	228.8	231.2
14 Randy DE PUNIET	FRA	ENERGICA	231.2	228.8	228.8	226.4	225.4	228.1	231.2
27 Mattia CASADEI	ITA	ENERGICA	231.2	228.8	228.3	226.8	219.9	227.0	231.2
15 Sete GIBERNAU	SPA	ENERGICA	230.7	229.7	226.8	226.8	225.0	227.8	230.7
5 Alex DE ANGELIS	RSM	ENERGICA	230.2	229.7	229.7	227.3	225.9	228.6	230.2
10 Xavier SIMEON	BEL	ENERGICA	230.2	227.8	227.8	227.8	222.6	227.2	230.2
18 Nicolas TEROL	SPA	ENERGICA	230.2	227.8	227.8	227.3	220.8	226.8	230.2
66 Niki TUULI	FIN	ENERGICA	230.2	228.8	228.3	225.9	220.4	226.7	230.2
78 Kenny FORAY	FRA	ENERGICA	229.7	226.8	226.8	225.0	216.8	225.0	229.7
16 Joshua HOOK	AUS	ENERGICA	228.8	228.8	228.8	227.8	225.4	227.9	228.8
32 Lorenzo SAVADORI	ITA	ENERGICA	227.8	227.3	226.8	226.8	225.9	226.9	227.8
63 Mike DI MEGLIO	FRA	ENERGICA	227.3	226.8	225.4	225.4	224.5	225.9	227.3




**myWorld MOTORRAD GRAND PRIX VON ÖSTERREICH**

**Race**

**Fastest Laps Sequence**

4318 m.

Lap	Race Time	 Rider	Nation	Motorcycle	Time	Km/h	Riders's Lap
2	<b>3'28.900</b>	51 <b>Eric GRANADO</b>	BRA	ENERGICA	<b>1'43.855</b>	149.6	2
3	<b>5'12.913</b>	63 <b>Mike DI MEGLIO</b>	FRA	ENERGICA	<b>1'43.800</b>	149.7	3