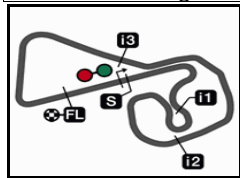


Sachsenring

Results and timing service provided by **TISSOT**

3671 m.

HJC HELMETS MOTORRAD GRAND PRIX DEUTSCHLAND**MotoE****E-Pole****Classification**

	<i>Rider</i>	<i>Nation</i>	<i>Team</i>	<i>Motorcycle</i>	<i>Time</i>	<i>Lap</i>	<i>Total</i>	<i>Gap</i>	<i>Top Speed</i>
1	66 Niki TUULI	FIN	Ajo MotoE	ENERGICA	1'27.456	2	3		224.5
2	4 Hector GARZO	SPA	Tech 3 E-racing	ENERGICA	1'28.243	2	3	0.787	0.787 222.0
3	51 Eric GRANADO	BRA	Avintia Esponsorama Racing	ENERGICA	1'28.254	2	3	0.798	0.011 222.5
4	63 Mike DI MEGLIO	FRA	EG 0,0 Marc VDS	ENERGICA	1'28.384	2	3	0.928	0.130 223.4
5	10 Xavier SIMEON	BEL	Avintia Esponsorama Racing	ENERGICA	1'28.389	2	3	0.933	0.005 222.3
6	11 Matteo FERRARI	ITA	TRENTINO Gresini MotoE	ENERGICA	1'28.792	2	3	1.336	0.403 222.0
7	38 Bradley SMITH	GBR	One Energy Racing	ENERGICA	1'28.858	2	3	1.402	0.066 223.8
8	18 Nicolas TEROL	SPA	Openbank Ángel Nieto Team	ENERGICA	1'28.982	2	3	1.526	0.124 223.5
9	5 Alex DE ANGELIS	RSM	OCTO Pramac MotoE	ENERGICA	1'29.553	2	3	2.097	0.571 223.3
10	27 Mattia CASADEI	ITA	Ongetta SIC58 Squadracorse	ENERGICA	1'29.905	2	3	2.449	0.352 222.6
11	32 Lorenzo SAVADORI	ITA	TRENTINO Gresini MotoE	ENERGICA	1'29.959	2	3	2.503	0.054 221.4
12	7 Niccolo CANEPA	ITA	LCR E-Team	ENERGICA	1'30.376	2	3	2.920	0.417 222.1
13	15 Sete GIBERNAU	SPA	Join Contract Pons 40	ENERGICA	1'30.524	2	3	3.068	0.148 221.2
14	78 Kenny FORAY	FRA	Tech 3 E-racing	ENERGICA	1'30.711	2	3	3.255	0.187 221.7
15	14 Randy DE PUNIET	FRA	LCR E-Team	ENERGICA	1'31.479	2	3	4.023	0.768 222.0
16	16 Joshua HOOK	AUS	OCTO Pramac MotoE	ENERGICA	1'31.831	2	3	4.375	0.352 223.0
Not classified									
*	2 Jesko RAFFIN	SWI	Dynavolt Intact GP	ENERGICA					
*	6 Maria HERRERA	SPA	Openbank Ángel Nieto Team	ENERGICA					

Practice condition: Dry**Air: 29°****Humidity: 29%****Ground: 44°**

Fastest Lap:	Lap: 2	Niki TUULI	1'27.456	151.1 Km/h
Best Race Lap:		New track layout		
All Time Lap Record:	2019	Niki TUULI	1'27.456	151.1 Km/h

* **Qualified for the race having achieved a time within 107 % of the fastest rider in a free practice session.**

The results are provisional until the end of the limit for protest and appeals.

Time limit for protest expires 30' after publication of the results - Time:

DORNA DATA PROCESSING TIMING SERVICE DORNA DATA PROCESSING TIMING SERVICE DORNA DATA PROCESSING TIMING SERVICE DORNA DATA PROCESSING TIMING SERVICE DORNA DATA PROCESSING TIMING SERVICE DORNA DATA PROCESSING TIMING SERVICE DORNA DATA PROCESSING TIMING SERVICE DORNA DATA PROCCESSS

HJC HELMETS MOTORRAD GRAND PRIX DEUTSCHLAND

E-Pole

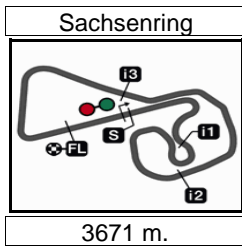
Top Speed & Average

21A

3671 m.



Rider	Nation	Motorcycle	Top 5 speeds					Average	Top
6 Maria HERRERA	SPA	ENERGICA	226.2					226.2	226.2
66 Niki TUULI	FIN	ENERGICA	224.5	224.4				224.5	224.5
38 Bradley SMITH	GBR	ENERGICA	223.8	221.4				222.6	223.8
18 Nicolas TEROL	SPA	ENERGICA	223.5	221.6				222.6	223.5
63 Mike DI MEGLIO	FRA	ENERGICA	223.4	223.0				223.2	223.4
5 Alex DE ANGELIS	RSM	ENERGICA	223.3	223.3				223.3	223.3
16 Joshua HOOK	AUS	ENERGICA	223.0	222.8				222.9	223.0
27 Mattia CASADEI	ITA	ENERGICA	222.6	222.4				222.5	222.6
51 Eric GRANADO	BRA	ENERGICA	222.5	222.1				222.3	222.5
10 Xavier SIMEON	BEL	ENERGICA	222.3	221.6				222.0	222.3
7 Niccolo CANEPA	ITA	ENERGICA	222.1	221.0				221.6	222.1
11 Matteo FERRARI	ITA	ENERGICA	222.0	220.4				221.2	222.0
14 Randy DE PUNIET	FRA	ENERGICA	222.0	221.6				221.8	222.0
4 Hector GARZO	SPA	ENERGICA	222.0	222.0				222.0	222.0
78 Kenny FORAY	FRA	ENERGICA	221.7	221.2				221.5	221.7
32 Lorenzo SAVADORI	ITA	ENERGICA	221.4	220.5				221.0	221.4
2 Jesko RAFFIN	SWI	ENERGICA	221.3					221.3	221.3
15 Sete GIBERNAU	SPA	ENERGICA	221.2	217.6				219.4	221.2



Results and timing service provided by **TISSOT**

MotoE

HJC HELMETS MOTORRAD GRAND PRIX DEUTSCHLAND

E-Pole

Chronological Analysis of Performances



* Lap / Sector time cancelled **T1** Time from finish line to 1st intermediate **T3** Time from 2nd intermed. to 3rd intermed.
P Crossing the finish line in pit lane **T2** Time from 1st intermed. to 2nd intermed. **T4** Time from 3rd intermediate to finish line

Lap	Lap Time	T1	T2	T3	T4	Speed	Lap	Lap Time	T1	T2	T3	T4	Speed		
1st	66	Niki TUULI Ajo MotoE FIN						9th	5	Alex DE ANGELIS OCTO Pramac MotoE RSM					
		Runs=1	Total laps=3	Full laps=1					Runs=1	Total laps=3	Full laps=1				
1	31'52.951	22.214	25.179	20.824	23.028		1	22'34.765	24.788	26.303	20.929	23.969			
2	1'27.456	20.119	24.295	20.234	22.808	224.4	2	1'29.553	20.580	25.023	20.623	23.327	223.3		
3	1'36.031	P 21.524	25.659	20.613	28.235	224.5	3	1'39.985	P 23.682	26.030	20.835	29.438	223.3		
2nd	4	Hector GARZO Tech 3 E-racing SPA						10th	27	Mattia CASADEI Ongetta SIC58 Squad ITA					
		Runs=1	Total laps=3	Full laps=1					Runs=1	Total laps=3	Full laps=1				
1	30'02.502	21.247	25.644	21.230	23.336		1	9'21.677	24.859	25.645	20.891	23.325			
2	1'28.243	20.300	24.748	20.294	22.901	222.0	2	1'29.905	20.698	25.266	20.707	23.234	222.6		
3	1'39.600	P 21.110	26.581	21.608	30.301	222.0	3	1'37.383	P 20.491	25.451	21.421	30.020	222.4		
3rd	51	Eric GRANADO Avintia Esponsorama BRA						11th	32	Lorenzo SAVADORI TRENTINO Gresini M ITA					
		Runs=1	Total laps=3	Full laps=1					Runs=1	Total laps=3	Full laps=1				
1	24'32.608	25.758	27.173	20.842	23.517		1	5'31.073	20.876	25.943	21.217	23.437			
2	1'28.254	20.349	24.443	20.509	22.953	222.1	2	1'29.959	20.498	25.327	20.957	23.177	220.5		
3	1'34.196	P 20.350	24.807	20.648	28.391	222.5	3	1'36.074	P 20.928	25.819	21.244	28.083	221.4		
4th	63	Mike DI MEGLIO EG 0,0 Marc VDS FRA						12th	7	Niccolo CANEPA LCR E-Team ITA					
		Runs=1	Total laps=3	Full laps=1					Runs=1	Total laps=3	Full laps=1				
1	33'42.709	21.495	25.077	20.696	23.176		1	15'07.089	20.974	25.859	21.060	23.668			
2	1'28.384	20.295	24.626	20.479	22.984	223.0	2	1'30.376	20.662	25.433	20.914	23.367	221.0		
3	1'39.827	P 22.640	26.634	21.709	28.844	223.4	3	1'38.470	P 21.026	26.612	21.358	29.474	222.1		
5th	10	Xavier SIMEON Avintia Esponsorama BEL						13th	15	Sete GIBERNAU Join Contract Pons 40 SPA					
		Runs=1	Total laps=3	Full laps=1					Runs=1	Total laps=3	Full laps=1				
1	20'38.736	20.449	25.347	20.502	23.097		1	13'15.170	25.444	26.435	21.691	24.020			
2	1'28.389	20.358	24.664	20.394	22.973	221.6	2	1'30.524	20.803	25.194	21.105	23.422	221.2		
3	1'38.042	P 21.956	25.678	20.571	29.837	222.3	3	1'46.339	P 22.953	26.848	22.058	34.480	217.6		
6th	11	Matteo FERRARI TRENTINO Gresini M ITA						14th	78	Kenny FORAY Tech 3 E-racing FRA					
		Runs=1	Total laps=3	Full laps=1					Runs=1	Total laps=3	Full laps=1				
1	16'58.181	21.412	25.250	20.743	23.382		1	11'17.536	23.190	26.698	21.581	23.769			
2	1'28.792	20.480	24.771	20.475	23.066	222.0	2	1'30.711	20.840	25.554	20.976	23.341	221.2		
3	1'37.014	P 21.981	25.604	20.893	28.536	220.4	3	1'41.528	P 21.542	27.726	22.863	29.397	221.7		
7th	38	Bradley SMITH One Energy Racing GBR						15th	14	Randy DE PUNIET LCR E-Team FRA					
		Runs=1	Total laps=3	Full laps=1					Runs=1	Total laps=3	Full laps=1				
1	26'26.344	23.155	25.763	21.123	23.458		1	3'40.910	23.086	26.467	21.728	23.957			
2	1'28.858	20.481	24.745	20.612	23.020	221.4	2	1'31.479	21.057	25.687	21.162	23.573	222.0		
3	1'40.584	P 23.269	27.034	21.835	28.446	223.8	3	1'37.461	P 22.865	25.993	21.243	27.360	221.6		
8th	18	Nicolas TEROL Openbank Ángel Niet SPA						16th	16	Joshua HOOK OCTO Pramac MotoE AUS					
		Runs=1	Total laps=3	Full laps=1					Runs=1	Total laps=3	Full laps=1				
1	18'48.926	21.103	25.444	20.691	23.167		1	7'26.588	21.058	26.959	21.372	23.900			
2	1'28.982	20.493	25.074	20.497	22.918	223.5	2	1'31.831	21.475	25.973	20.832	23.551	222.8		
3	1'39.249	P 22.178	25.957	20.959	30.155	221.6	3	1'39.978	P 21.594	27.251	21.438	29.695	223.0		

Fastest Lap:	Niki TUULI	Ajo MotoE	FIN	1'27.456	20.119	24.295	20.234	22.808
---------------------	------------	-----------	-----	----------	--------	--------	--------	--------

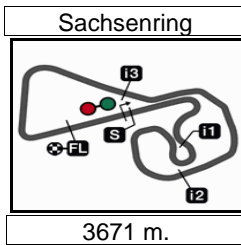
DORNA DATA PROCESSING TIMING SERVICE DORNA DATA PROCESSING TIMING SERVICE DORNA DATA PROCESSING TIMING SERVICE DORNA DATA PROCESSING TIMING SERVICE DORNA DATA PROCESSING TIMING SERVICE DORNA DATA PROCESSING TIMING SERVICE DORNA DATA PROCESSING TIMING SERVICE DORNA DATA PROCESSING TIMING SERVICE DORNA DATA PROCCESSS

E-Pole**MotoE**

Lap	Lap Time		T1	T2	T3	T4	Speed	Lap	Lap Time		T1	T2	T3	T4	Speed	
17th	2	Jesko RAFFIN	Dynavolt Intact GP			SWI										
			Runs=1	Total laps=2	Full laps=0											
1	28'10.212		28.718	25.244	20.593		23.066									
2	1'42.081	P	20.42!* 24.403	20.419	36.834		221.3									
18th	6	Maria HERRERA	Openbank Ángel Niet			SPA										
			Runs=1	Total laps=2	Full laps=0											
1	1'15.201		20.308	26.052	21.138		23.364									
2	1'48.231	P	20.76!* 29.728	25.023	32.715		226.2									

Fastest Lap: Niki TUULI	Ajo MotoE	FIN	1'27.456	20.119	24.295	20.234	22.808
--------------------------------	-----------	-----	-----------------	--------	--------	--------	--------

DORNA DATA PROCESSING TIMING SERVICE DORNA DATA PROCESSING TIMING SERVICE DORNA DATA PROCESSING TIMING SERVICE DORNA DATA PROCESSING TIMING SERVICE DORNA DATA PROCESSING TIMING SERVICE DORNA DATA PROCESSING TIMING SERVICE DORNA DATA PROCESSING TIMING SERVICE DORNA DATA PROCESSING TIMING SERVICE DORNA DATA PROCCEESSS



Results and timing service provided by **TISSOT**

MotoE

HJC HELMETS MOTORRAD GRAND PRIX DEUTSCHLAND

Official Starting Grid

Race : 8 laps = 29.368 km

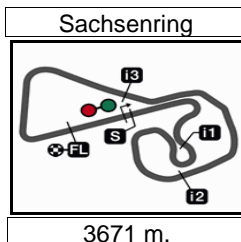


1	1 1'27.456 66 Niki TUULI Energica	2 1'28.243 4 Hector GARZO Energica	3 1'28.254 51 Eric GRANADO Energica
2	4 1'28.384 63 Mike DI MEGLIO Energica	5 1'28.389 10 Xavier SIMEON Energica	6 1'28.792 11 Matteo FERRARI Energica
3	7 1'28.858 38 Bradley SMITH Energica	8 1'28.982 18 Nicolas TEROL Energica	9 1'29.553 5 Alex DE ANGELIS Energica
4	10 1'29.905 27 Mattia CASADEI Energica	11 1'29.959 32 Lorenzo SAVADORI Energica	12 1'30.376 7 Niccolò CANEPA Energica
5	13 1'30.524 15 Sete GIBERNAU Energica	14 1'30.711 78 Kenny FORAY Energica	15 1'31.479 14 Randy DE PUNIET Energica
6	16 1'31.831 16 Joshua HOOK Energica	17 2 Jesko RAFFIN Energica	18 6 Maria HERRERA Energica

The results are provisional until the end of the limit for protest and appeals and until the ratification of the Event Management Committee.

Time limit for protest expires 60' at the latest after publication of the results - Time:

DORNA DATA PROCESSING TIMING SERVICE DORNA DATA PROCESSING TIMING SERVICE DORNA DATA PROCESSING TIMING SERVICE DORNA DATA PROCESSING TIMING SERVICE DORNA DATA PROCESSING TIMING SERVICE DORNA DATA PROCESSING TIMING SERVICE DORNA DATA PROCESSING TIMING SERVICE DORNA DATA PROCESSING TIMING SERVICE DORNA DATA PROCESSING TIMING SERVICE DORNA DATA PROCESSING TIMING SERVICE DORNA DATA PROCESSING



Results and timing service provided by **TISSOT**

HJC HELMETS MOTORRAD GRAND PRIX DEUTSCHLAND

E-Pole

Best Partial Times

MotoE

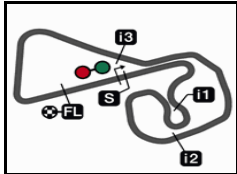
IT Ideal Lap Time, sum of the best partial times

BT Best Lap Time

T1		T2		T3		T4				<i>IT</i>	<i>BT</i>	
<i>Pos</i>	<i>Rider</i>	<i>Time</i>	<i>Rider</i>	<i>Time</i>	<i>Rider</i>	<i>Time</i>	<i>Rider</i>	<i>Time</i>	<i>Pos</i>	<i>Rider</i>		
1	N.TUULI	20.119	N.TUULI	24.295	N.TUULI	20.234	N.TUULI	22.808	1	N.TUULI	1'27.456	1'27.456 (1)
2	M.DI MEGLIO	20.295	J.RAFFIN	24.403	H.GARZO	20.294	H.GARZO	22.901	2	H.GARZO	1'28.243	1'28.243 (2)
3	H.GARZO	20.300	E.GRANADO	24.443	X.SIMEON	20.394	N.TEROL	22.918	3	E.GRANADO	1'28.254	1'28.254 (3)
4	E.GRANADO	20.349	M.DI MEGLIO	24.626	J.RAFFIN	20.419	E.GRANADO	22.953	4	M.DI MEGLIO	1'28.384	1'28.384 (4)
5	X.SIMEON	20.358	X.SIMEON	24.664	M.FERRARI	20.475	X.SIMEON	22.973	5	X.SIMEON	1'28.389	1'28.389 (5)
6	M.FERRARI	20.480	B.SMITH	24.745	M.DI MEGLIO	20.479	M.DI MEGLIO	22.984	6	M.FERRARI	1'28.792	1'28.792 (6)
7	B.SMITH	20.481	H.GARZO	24.748	N.TEROL	20.497	B.SMITH	23.020	7	B.SMITH	1'28.858	1'28.858 (7)
8	M.CASADEI	20.491	M.FERRARI	24.771	E.GRANADO	20.509	J.RAFFIN	23.066	8	N.TEROL	1'28.982	1'28.982 (8)
9	N.TEROL	20.493	A.DE ANGELIS	25.023	B.SMITH	20.612	M.FERRARI	23.066	9	A.DE ANGELIS	1'29.553	1'29.553 (9)
10	L.SAVADORI	20.498	N.TEROL	25.074	A.DE ANGELIS	20.623	L.SAVADORI	23.177	10	M.CASADEI	1'29.698	1'29.905 (10)
11	A.DE ANGELIS	20.580	S.GIBERNAU	25.194	M.CASADEI	20.707	M.CASADEI	23.234	11	L.SAVADORI	1'29.959	1'29.959 (11)
12	N.CANEPA	20.662	M.CASADEI	25.266	J.HOOK	20.832	A.DE ANGELIS	23.327	12	N.CANEPA	1'30.376	1'30.376 (12)
13	S.GIBERNAU	20.803	L.SAVADORI	25.327	N.CANEPA	20.914	K.FORAY	23.341	13	S.GIBERNAU	1'30.524	1'30.524 (13)
14	K.FORAY	20.840	N.CANEPA	25.433	L.SAVADORI	20.957	M.HERRERA	23.364	14	K.FORAY	1'30.711	1'30.711 (14)
15	R.DE PUNIET	21.057	K.FORAY	25.554	K.FORAY	20.976	N.CANEPA	23.367	15	R.DE PUNIET	1'31.479	1'31.479 (15)
16	J.HOOK	21.475	R.DE PUNIET	25.687	S.GIBERNAU	21.105	S.GIBERNAU	23.422	16	J.HOOK	1'31.831	1'31.831 (16)
17	M.HERRERA		J.HOOK	25.973	M.HERRERA	21.138	J.HOOK	23.551	-1	M.HERRERA		(-1)
18	J.RAFFIN		M.HERRERA	26.052	R.DE PUNIET	21.162	R.DE PUNIET	23.573	-1	J.RAFFIN		(-1)

These data/results cannot be reproduced, stored and/or transmitted in whole or in part by any manner of electronic, mechanical, photocopying, recording, broadcasting or otherwise now known or herein after developed without the previous express consent by the copyright owner, except for reproduction in daily press and regular printed publications on sale to the public within 60 days of the event related to those data/results and always provided that copyright symbol appears together as follows below.
© DORNA, 2019

Sachsenring



3671 m.

Results and timing service provided by TISSOT

MotoE**HJC HELMETS MOTORRAD GRAND PRIX DEUTSCHLAND****E-Pole****Fastest Laps Sequence**

<i>Practice Time</i>	<i>Rider</i>	<i>Nation</i>	<i>Motorcycle</i>	<i>Time</i>	<i>Km/h</i>	<i>Rider's Lap</i>
5'12.389	14 Randy DE PUNIET	FRA	ENERGICA	1'31.479	144.4	2
7'01.032	32 Lorenzo SAVADORI	ITA	ENERGICA	1'29.959	146.9	2
10'51.582	27 Mattia CASADEI	ITA	ENERGICA	1'29.905	146.9	2
18'26.973	11 Matteo FERRARI	ITA	ENERGICA	1'28.792	148.8	2
22'07.125	10 Xavier SIMEON	BEL	ENERGICA	1'28.389	149.5	2
26'00.862	51 Eric GRANADO	BRA	ENERGICA	1'28.254	149.7	2
31'30.745	4 Hector GARZO	SPA	ENERGICA	1'28.243	149.7	2
33'20.407	66 Niki TUULI	FIN	ENERGICA	1'27.456	151.1	2